Gunaratnam Academy's

ENGLISH

for

Primary Students

Written by

Anjalee Gunaratnam

© 2017 Gunaratnam Academy

LESSON 1

Name: _____ Date: _____

Let's Learn Our ABC's!

A a



apple

B b

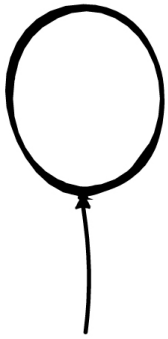

balloon

C c



cat

D d



dog

Copyright © 2017 Gunaratnam Academy™
No material may be reproduced without written permission.

E e



elephant

F f

fox

G g



guitar

H h



horse

I i

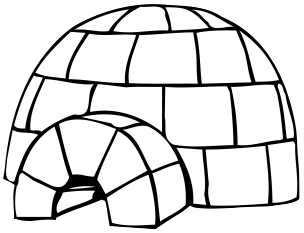

igloo

Copyright © 2017 Gunaratnam Academy™
No material may be reproduced without written permission.

J j

jar

K k

king

L l



lemon

M m

moon

N n

nail

© Gunaratnam Academy

Copyright © 2017 Gunaratnam Academy™
No material may be reproduced without written permission.

Oo

ostrich

Pp



pig

Qq

queen

Rr



ring

Ss



sun

Copyright © 2017 Gunaratnam Academy™
No material may be reproduced without written permission.

T t



train

U u

umbrella

V v



violin

W w



walrus

X x

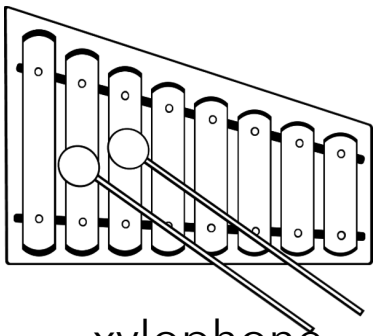

xylophone

Copyright © 2017 Gunaratnam Academy™
No material may be reproduced without written permission.

Y y



yarn

Z z

zebra

© Gunaratnam Academy

Now Trace the Alphabet!

A a B b C c D d E e

F f G g H h I i J j K k

L l M m N n O o P p

Q q R r S s T t U u V v

W w X x Y y Z z

Copyright © 2017 Gunaratnam Academy™

Name: _____ Date: _____

LESSON 2

PRACTICE THE ALPHABET!

LEARNING WORDS

© Gunaratnam Academy

Aa art

Example

Trace, then write.

Aa Aa Aa

art art art

Bb  bike

Trace, then write.

Bb

bike

Cc

car

Trace, then write.

Cc

car

Dd dog

Trace, then write.

Dd

dog

Copyright © 2017 Gunaratnam Academy™
No material may be reproduced without written permission.

Ee



egg

Trace, then write.

Ee

egg

Ff

frog

Trace, then write.

Ff

frog

Gg

goat

Trace, then write.

Gg

goat

Hh

hat

Trace, then write.

Hh

hat

Ii

ice

Trace, then write.

Ii

ice

Jj

jug

Trace, then write.

Jj

jug

Copyright © 2017 Gunaratnam Academy™
No material may be reproduced without written permission.

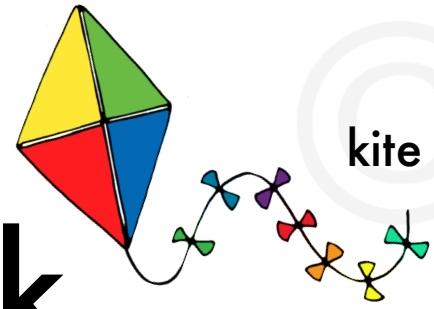

Kk kite

Trace, then write.

Kk
kite

Ll lion

Trace, then write.

Ll
lion

Mm milk

Trace, then write.

Mm
milk

Nn  net

Trace, then write.

Nn
net

Oo oil

Trace, then write.

Oo
oil

Pp pig

Trace, then write.

Pp
pig

Copyright © 2017 Gunaratnam Academy™
No material may be reproduced without written permission.

Qq quilt

Trace, then write.

Qq

quilt

Rr rat

Trace, then write.

Rr

rat

Ss sun

Trace, then write.

Ss

sun

Tt  turtle

Trace, then write.

Tt

turtle

Uu umbrella

Trace.

Uu

umbrella

Vv violin

Trace, then write.

Vv

violin

Copyright © 2017 Gunaratnam Academy™
No material may be reproduced without written permission.

Ww

whale

Trace, then write.

Ww

whale

Xx

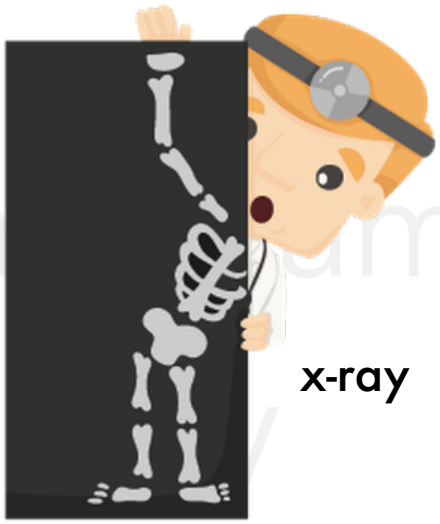

x-ray

Trace, then write.

Xx

x-ray

Yy

yo-yo

Trace, then write.

Yy

yo-yo

Zz



zebra

Trace, then write.

Zz

zebra

Copyright © 2017 Gunaratnam Academy™
No material may be reproduced without written permission.

Name: _____ Date: _____

LESSON 3

PRACTICE THE ALPHABET!

WRITING WORDS

© Gunaratnam Academy

Aa Bb Cc Dd Ee Ff Gg Hh Ii Jj Kk Ll Mm Nn Oo Pp Qq Rr Ss Tt Uu Vv Ww Xx Yy Zz

Now write the alphabet on your own on the lines below!

Aa Bb

Example



Color the apple **RED.**

A is for apple

Circle the pictures that begin like


ant

cat

rabbit


airplane

Copyright © 2017 Gunaratnam Academy™
No material may be reproduced without written permission.

© Gunaratnam Academy

Bb

Color the bird **BLUE.**

B is for bird

Circle the pictures that begin like

ball



horse

bee

Cc

Color the cat **YELLOW**.

C is for cat

Circle the pictures that begin like



wagon

deer



carrot

cake

Copyright © 2017 Gunaratnam Academy™
No material may be reproduced without written permission.

© Gunaratnam Academy

Dd

Color the deer **BROWN**.

D is for deer

Circle the pictures that begin like

frog

duck

dog

fox

Ee



Color the elephant **GRAY**

E is for elephant

Circle the pictures that begin like

eel

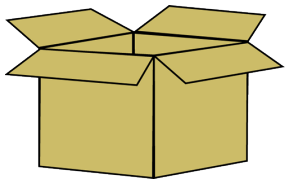

box



egg

Ff



Color the fish **ORANGE**

F is for fish

Circle the pictures that begin like

feather



sun



fan

Copyright © 2017 Gunaratnam Academy™
No material may be reproduced without written permission.

© Gunaratnam Academy

Gg

G is for goat

Circle the pictures that begin like

guitar



turtle

gift

Write goat

Hh

H is for horse

Circle the pictures that begin like

hammer

hat

log

Write horse

Ii

I is for iguana

Circle the pictures that begin like

lock

ice cream

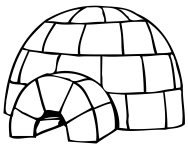

igloo

Copyright © 2017 Gunaratnam Academy
No material may be reproduced without written permission.

Name: _____ Date: _____

LESSON 4

PRACTICE THE ALPHABET!

WRITING WORDS

© Gunaratnam Academy

Example

Jj

Color the jelly beans different colors.

J is for jelly bean

Circle the pictures that begin like

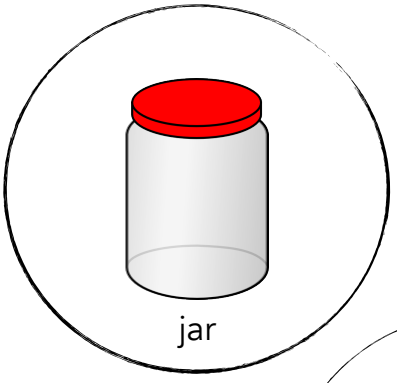

jar

goat

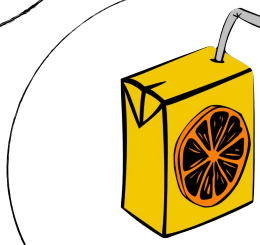

juice

Kk

Color the kite pink.

K is for kite

Circle the picture that begins like 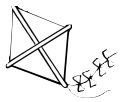

pencil



kangaroo

Copyright © 2017 Gunaratnam Academy™
No material may be reproduced without written permission.

Ll



L is for lion

Circle the pictures that begin like



balloon

leaf



lamp

Color the lion yellow.

Mm

M is for mouse

Circle the picture that begins like

eye

map



tree

Write mouse

Copyright © 2017 Gunaratnam Academy™
No material may be reproduced without written permission.

Nn

N is for nurse

Circle the pictures that begin like

nest



octopus

nuts

Write nurse



Oo

O is for octopus

Circle the pictures that begin like

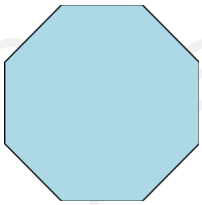

owl octagon bone

Write octopus

Pp

P is for penguin

Circle the pictures that begin like

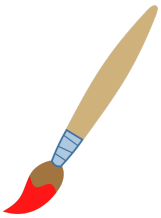

pen paint book

Write penguin

Qq

Q is for quail

Circle the pictures that begin like



quilt queen fish

Copyright © 2017 Gunaratnam Academy™
No material may be reproduced without written permission.

Rr

R is for rabbit

Circle the pictures that begin like

rock

giraffe

rat

Write rabbit

© Gunaratnam Academy

Ss



S is for shark

Circle the pictures that begin like



turtle

seahorse

squid

Write shark

Tt

T is for teddy bear

Circle the pictures that begin like

rock



turtle



tree

Write teddy bear

Copyright © 2017 Gunaratnam Academy™
No material may be reproduced without written permission.



U is for unicorn

Circle the pictures that begin like

umbrella

eye

up

Color the unicorn purple.

V is for vulture

Circle the pictures that begin like



van



giraffe

vacuum

Color the vulture black.

Write window

W is for window

Circle the pictures that begin like

web

watch



kangaroo

Copyright © 2017 Gunaratnam Academy™
No material may be reproduced without written permission.



Xx

Write x-ray

X is for x-ray

Circle the picture that begins like

quilt

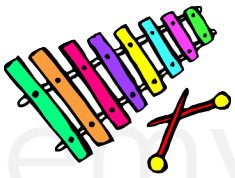

xylophone



Yy

Write yak

Y is for yak

Circle the picture that begins like

watch

yam



van

Zz

Write zebra

Z is for zebra

Circle the pictures that begin like

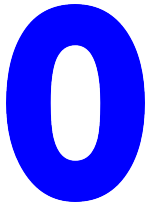

zero

zipper

book

© Gunaratnam Academy

Copyright © 2017 Gunaratnam Academy™
No material may be reproduced without written permission.

Name: _____ Date: _____

LESSON 5

LET'S LEARN ABOUT VOWELS!

VOWELS

A B C D **E** F G H **I** J K L M N **O** P Q R S T **U** V W X **Y** Z

When sounding out **vowels**, your breath flows freely through the mouth.

There are 26 letters in the alphabet.
5 of them are vowels: **A, E, I, O,** and **U**.

The letter **Y** is sometimes considered a sixth vowel because it can sound like other vowels.

The rest of the letters in the alphabet are called **consonants**.

When a vowel sounds like its name, this is called a **long** sound. A vowel letter can also have **short** sounds. You will learn about long and short sounds in the next lessons.

SAY THIS:

"A E I O U (and sometimes Y)"

Short "a" Sound

The short "a" sound can start words like **a**pple. It can also be in the middle of words like c**a**t.

READ THE DIRECTIONS FIRST

Directions: These words begin with the short "a" sound. Fill in the letter **a** for that sound. Say the words. Circle the two animals.

Example  apple



___nt

___x



___rrow

___lligator

Copyright © 2017 Gunaratnam Academy™
No material may be reproduced without written permission.

Long "a" Sound

The long "a" sound can start words like **a**corn and **a**ngel. It is pronounced exactly like how you say the letter "a."

READ THE DIRECTIONS FIRST

Directions: These words begin with the long "a" sound. Fill in the letter **a** for that sound. Say the words.

Example

acorn

__ngel

__pril

__pron

__sia

Copyright © 2017 Gunaratnam Academy™
No material may be reproduced without written permission.

"b" Sound

The "b" sound can start words like **b**ubble. Say "b" for **b**ig, **b**ouncy **b**ubbles in a tu**b**.

READ THE DIRECTIONS FIRST

Directions: These words begin with the "b" sound. Fill in the letter **b** for that sound. Say the words. Then connect each word to its picture.

Example **bee**

__at

__ell

__oat

__all

Copyright © 2017 Gunaratnam Academy™
No material may be reproduced without written permission.

"c" Sound

The letters c and k both make the "c" sound. So does ck.

READ THE DIRECTIONS FIRST

Directions: Fill in a **c** or a **k** to complete the words below. Pick the right one! If you're not sure, ask the teacher for help. Say the words aloud and listen to the c sound.



__ow __ing

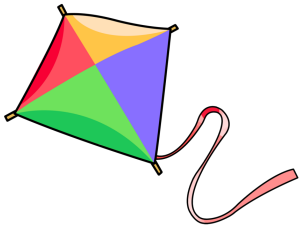

__ar __ite __oala

Directions: Write the letters "ck" in the spaces to complete each word. Then read the words aloud!



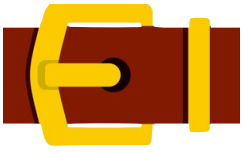

du__ lo__ bu__le

Copyright © 2017 Gunaratnam Academy™
No material may be reproduced without written permission.

Name: _____ Date: _____

LESSON 6

LET'S LEARN HOW TO READ!

"d" Sound

The "d" sound can start words like **d**og. Say "d" for **d**angerous **d**ancing **d**inosaurs.

Directions: These words begin or end with the "d" sound. Fill in the letter **d** for that sound. Say the words.

Example dog



___uck

___octor



___ancer

___inosaur

be___

Copyright © 2017 Gunaratnam Academy™
No material may be reproduced without written permission.

Short "e" Sound

The "e" sound can start words like **e**gg. It can also be in the middle of words like n**e**st.

Directions: These words begin with the short "e" sound. Fill in the letter **e** for that sound. Say the words.

Example



egg

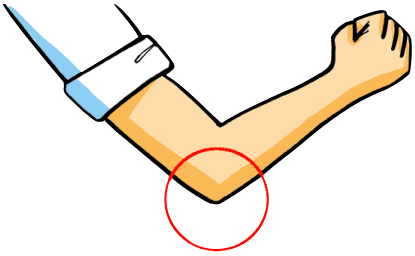

__lbow



__nvelope



__lephant

Directions: Complete these signs with a capital letter **E**. Then listen to the words.

__nter



__ntrance



__xit

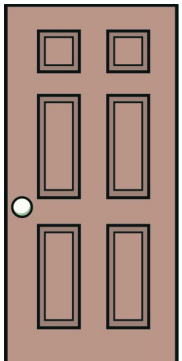

2Copyright © 2017 Gunaratnam Academy™
No material may be reproduced without written permission.

Long "e" Sound

The long "e" sound can be spelled in many ways.

1) It can be represented by two vowel teams, "**ee**" and "**ea**"

2) The irregular vowel team "**ie**"

3) The open syllable "**e**" (Example: me)

4) **Y** as the vowel at the end of a word (Example: bunny)

1. ee The rule in a vowel team is that if two vowels go walking, the first one does the talking. When two e's are combined, it produces the long "e" sound. The sound sounds just like the letter "e." **Example:** beet

2. ea When the vowels e and a are combined, it produces the long "e" sound. The sound sounds just like the letter "e." **Example:** seat

3. ie This does not follow the vowel team rule. It is irregular. Here, the second vowel does the talking. The combination of i and e make a long "e" sound. **Example:** field

4. e the open syllable "e" simply makes a long "e" sound. **Example:** she

5. Y when the letter "y" is at the end of the word, sometimes it makes a long "e" sound. **Example:** bunny, funny, baby.

"f" Sound

The "f" sound can start words like **f**ish or **f**riends.

Directions: These words begin with the "f" sound. Fill in the letter **f** for that sound. Say the words. Then connect each word to its picture.

Example

feather



___ish

___ire

___an

___erret

Copyright © 2017 Gunaratnam Academy™
No material may be reproduced without written permission.

Directions: Throw a die. Move forward the number of spaces shown on the die. Say the name of the picture you land on aloud. Is the "f" sound at the beginning, in the middle, or at the end? Keep going until you pass the FINISH line.

START

food

fern

knife

feather

raft

fairy

calf

fork

FREEZE
Miss
a turn.

fire

wolf

face

leaf

foot

fan

5
five

FINISH

4Copyright © 2017 Gunaratnam Academy™
No material may be reproduced without written permission.

Name: _____ Date: _____

LESSON 7

LET'S LEARN HOW TO READ!

"g" Sound

The "g" sound can start words like **g**ift**.** It can also be at the end of words like ru**g**.

Directions: These words begin with the "g" sound. Fill in the letter **g** for that sound. Say the words.

Example

gift

__oat __uitar __oose

Directions: Say the words. Circle the words that end with the "g" sound.



__ig __ate __og

Copyright © 2017 Gunaratnam Academy™
No material may be reproduced without written permission.

"h" Sound

The "h" sound can start words like **h**orse**.** Say "h" for **h**airy **h**amster **h**appy in the **h**ay.

__air __ay __orse

__elmet __and __oof

__en __ot

Copyright © 2017 Gunaratnam Academy™
No material may be reproduced without written permission.

Let's build words with the sounds you've practiced!

Directions: Make a word using the letter tiles. Say the letter sounds aloud and then say the word. Write the word.

Example h e n h e n

1. b a g _ _ _

2. f a n _ _ _

3. d a d _ _ _

4. c a t _ _ _

5. g e t _ _ _

6. h o t _ _ _

7. c a p _ _ _

8. f a t _ _ _

Copyright © 2017 Gunaratnam Academy™
No material may be reproduced without written permission.

Name: _____ Date: _____

LESSON 8

LET'S LEARN HOW TO READ!

Short "i" Sound

The short "i" sound can start words like **i**nsect. It can also be in the middle of words like g**i**ft.

Directions: These words begin with or have the short "i"sound. Fill in the letter **i** for that sound. Say the words.

Example

ink



___nsect

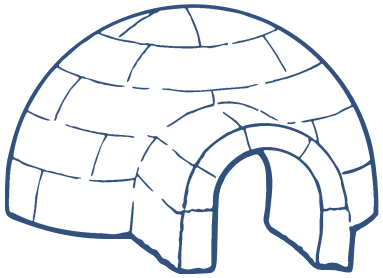

___gloo

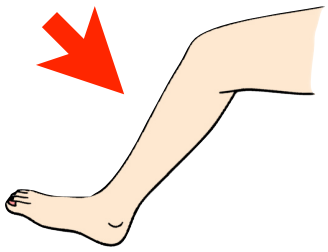

sh___n



f___gs



l___ps

Copyright © 2017 Gunaratnam Academy™
No material may be reproduced without written permission.

Long "i" Sound

The long "i" sounds just like the letter i. Say "i."

1. The combination of letters "**igh**" make the long "i" sound.
Example: high, night, sigh

2. Words that have this structure: **i** ___ **e** make the long "i" sound.
Example: ice, kite, wife, smile

Examples of other words that have the long "i" sound:
Example: tiger, idea, spider

Directions: Complete the sentences with one of the words from the box.



mice



bike



five

1. The _____ ate the cheese.

2. Varun likes to ride his _____ to school.

3. I have _____ fingers.

"j" Sound

The "j" sound can start words like **j**olly**.** Say "j" for the **j**olly **j**ellyfish likes to **j**uggle**.**

Directions: These words begin with the "j" sound. Add the letter **j** to the blanks. Then connect the word to its picture.

Example **jewel**





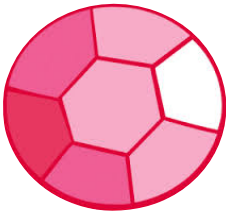

__ewel

__ellyfish

__acket

__et

Copyright © 2017 Gunaratnam Academy™
No material may be reproduced without written permission.

Directions: These are some actions that begin with **j**!

Fill in the letter j, then read each word aloud.

__ump



__oke

__og

__uggle

4Copyright © 2017 Gunaratnam Academy™
No material may be reproduced without written permission.

"l" Sound

The "l" sound can start words like **l**emon**.** It can also be at the end of words like bow**l**.

Directions: Read the words in the lemons. Some words begin with the "**l**" sound. Circle which words begin with l.

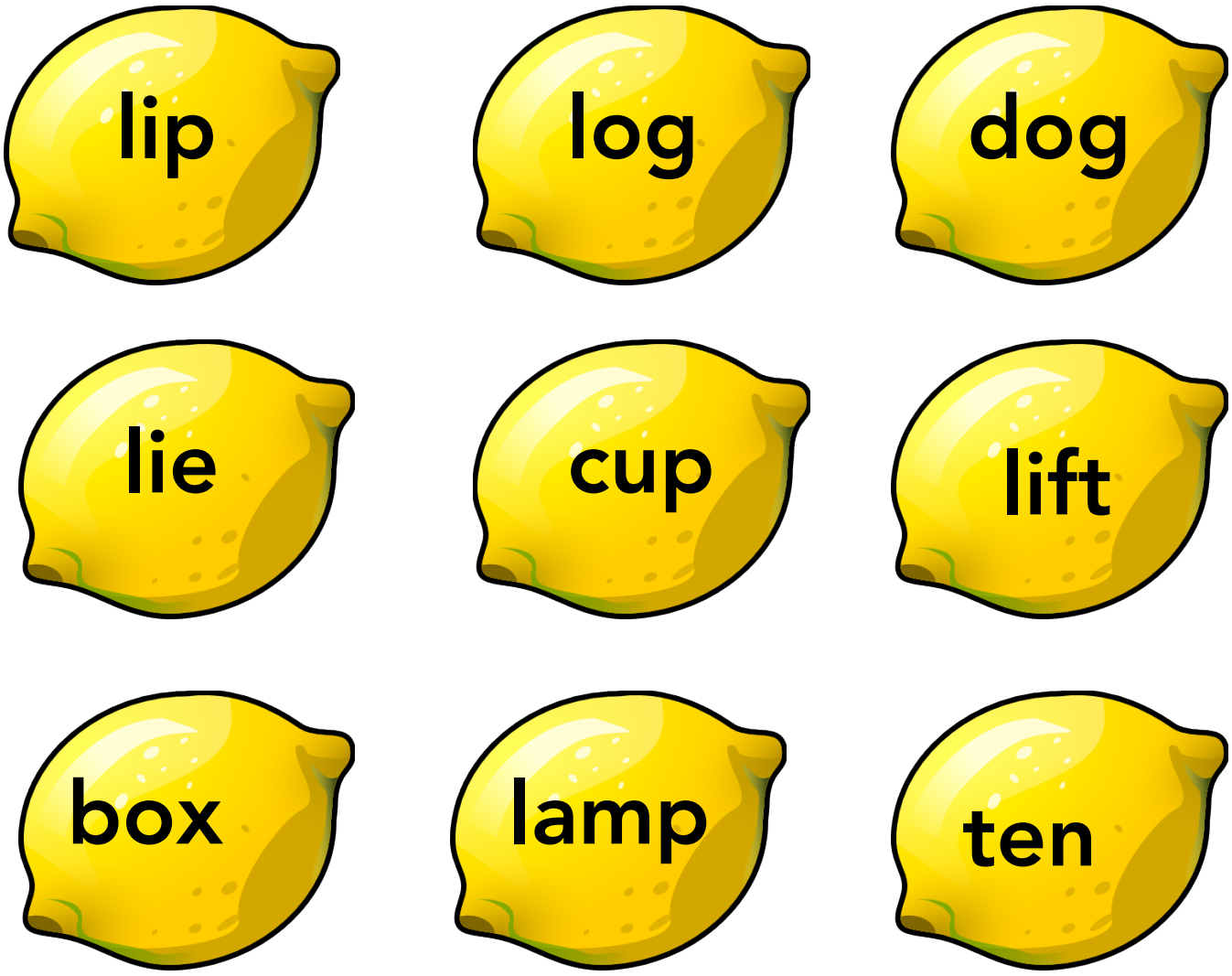

Copyright © 2017 Gunaratnam Academy™
No material may be reproduced without written permission.

Name: _____ Date: _____

LESSON 9

LET'S LEARN HOW TO READ!

"m" Sound

The "m" sound can start words like **m**an. It can also be in the middle of words like Nove**m**ber

Directions: These words begin with or have the "m" sound. Fill in the letter **m** for that sound. Say the words.

Example

man

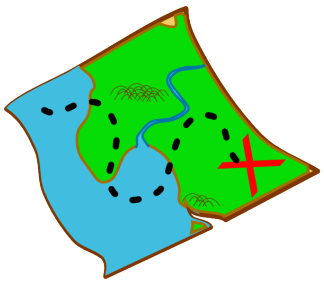

__ap

__oon

__op

__onkey

__ouse

Copyright © 2017 Gunaratnam Academy™
No material may be reproduced without written permission.

"m" Sound

Directions: These words end with the "m" sound. Add the letter **m** to the blanks. Then connect the word to its picture.

Example

mouse

ra___

dru___

far___

gu___

Copyright © 2017 Gunaratnam Academy™
No material may be reproduced without written permission.

"n" Sound

Say "n" for **n**osy, **n**oisy **n**eighbors **n**ext door.

Directions: These words start with the "n"sound. Fill in the blanks with "n" then read aloud.

Example



nose



__est

__urse



__eck

__i__e



__uts

Copyright © 2017 Gunaratnam Academy™
No material may be reproduced without written permission.

Directions: Add the letter **n** and say these number words. Listen to the "n" sound. Connect each number word to its number.

Example

twenty

fourtee_

11

seve__

eleve__

te__

o__e

Copyright © 2017 Gunaratnam Academy™
No material may be reproduced without written permission.

Name: _____ Date: _____

LESSON 10

LET'S LEARN HOW TO READ!

Short "o" Sound

The short "o" sound can start words like **orange**. It can also be in the middle of words like **lemon**.

Directions: Say the word for each picture. Listen to the beginning sound. Circle the picture that begins with the short "o" sound. Add an "o" to each word.

Example



ox



__ctopus



__ctober

Copyright © 2017 Gunaratnam Academy™
No material may be reproduced without written permission.



___ctagon



___x



___strich



___nion

Copyright © 2017 Gunaratnam Academy™
No material may be reproduced without written permission.

Long “o” Sound

The **long "o" sound** sounds just like the letter o. Say “o.”

There are 6 ways to spell the long “o” sound:

1. Just the letter “o”	**Example: oval, yoga**
2. o__e (“o” is in the middle of the word and “e” is at the end)	**Example: rose**
3. oa (the combo of “oa” creates the long “o” sound)	**Example: oat, soap**
4. ow (the combo of “ow” creates the long “o” sound)	**Example: row, bow**
5. oe (the combo of “oe” creates the long “o” sound)	**Example: toe**
6. ough (the letters “ough” create the long “o” sound)	**Example: dough**

Directions: Say the word for each picture. Circle the words that contain the long “o” sound.

soap



oval

ostrich



rose

"p" Sound

Directions: Color in the areas that contain "p" words.

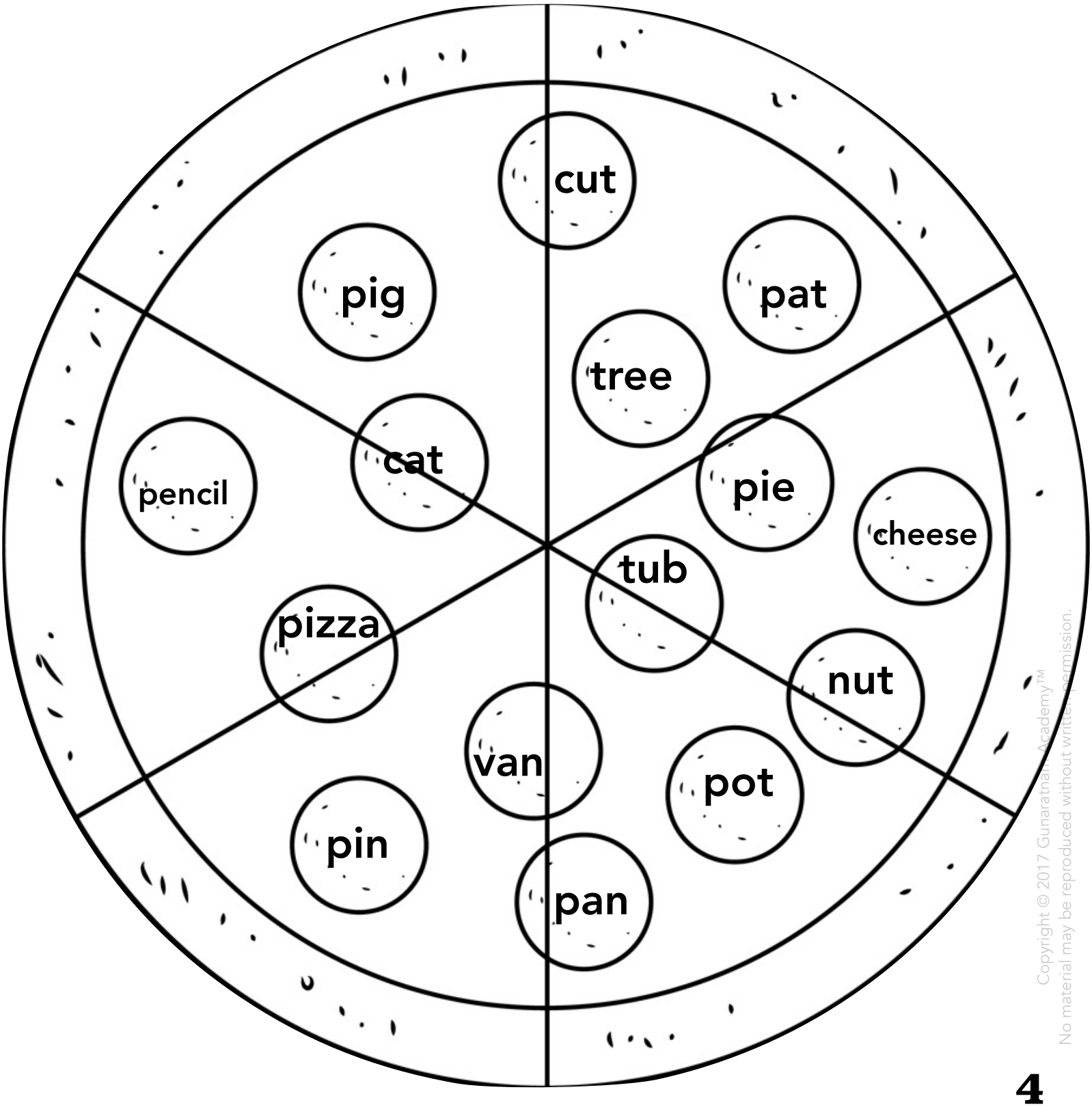

Copyright © 2017 Gunaratnam Academy™
No material may be reproduced without written permission.

Directions: Write the letter **p** in the space to complete each word. Then say it aloud.

The "p" sound can start words like **pizza**.



___izza

___ie



___otato

___ear

Copyright © 2017 Gunaratnam Academy™
No material may be reproduced without written permission.

Name: _____ Date: _____

LESSON 11

LET'S LEARN HOW TO READ!

"qu" Sound

The "qu" sound says "kw."
The letter **q** loves **u.**

q does not go anywhere without **u**.

Directions: Circle the two animals that move quickly



Copyright © 2017 Gunaratnam Academy™
No material may be reproduced without written permission.

Directions: **Circle** the letters qu in each of the words.

Then **color** the pictures.



quack



quarter

quilt

Copyright © 2017 Gunaratnam Academy™
No material may be reproduced without written permission.

"r" Sound

r begins words like **r**at or **r**ascal.

Roll your r's. Say "Rrrrrrr!"

Directions: Add the letter r to the blanks. Then read each word aloud. Connect each word to its picture!

Example

rainbow

___abbit

___ice

___at



___ace

___obot

Copyright © 2017 Gunaratnam Academy™
No material may be reproduced without written permission.

Directions: All of these words contain r sounds. Where do you hear the "r" sound? Say each word, then circle the letter r in each word.

Example **barn**

barn



jar

rope



giraffe

chair



tree

Copyright © 2017 Gunaratnam Academy™
No material may be reproduced without written permission.

Name: _____ Date: _____

LESSON 12

LET'S LEARN HOW TO READ!

Let's build words with the sounds you've practiced from last week!

Directions: Make a word using the letter tiles. Say the letter sounds aloud and then say the word. Write the word.

Example j o g j o g

1. p o t _ _ _
2. j o g _ _ _
3. m o p _ _ _
4. h o t _ _ _
5. k i t _ _ _
6. r i p _ _ _
7. s i p _ _ _
8. l i t _ _ _

Copyright © 2017 Gunaratnam Academy™
No material may be reproduced without written permission.

Directions: Add a letter from the alphabet to make a string of rhyming words.

a b c d e f g h i j k l m n o p q r s t u v w x y z



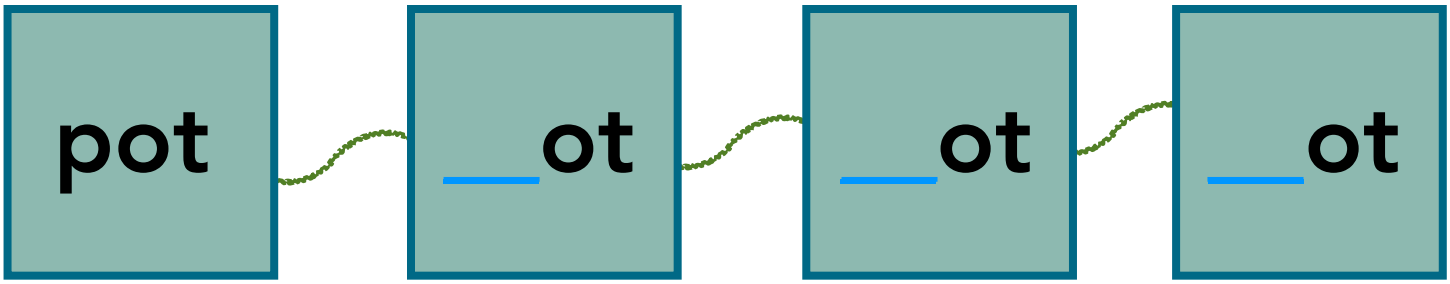

Copyright © 2017 Gunanatnam Academy™
No material may be reproduced without written permission.

WORD SEARCH

Directions: Look at the **Word List** at the bottom of the page. Find the words from the **Word List** in the word search and circle them!

M O O N M R K

L T W E N T Y

I E F D P A T

P T J O N E J

L J U G G L E

E A M G R Q T

T A P N E S T

Word List

JUGGLE	MOON	DOG	LIP
TWENTY	NEST	JET	ONE
JUMP	PAT	LET	LAP

Copyright © 2017 Gunaratnam Academy™
No material may be reproduced without written permission.

Name: _____ Date: _____

LESSON 13

LET'S LEARN HOW TO READ!

"s" Sound

S begins words like **s**and, **s**eashells and **s**ky. It even begins countries' names like **S**ri Lanka and **S**ingapore!

Directions: The words below begin with the "s" sound. Fill in the letter s for that sound. Then say the words aloud!

Example saw

__andal

__ad

__ock

__aw



__nake

__oap

Copyright © 2017 Gunaratnam Academy™
No material may be reproduced without written permission.

Directions: Complete the words with the letter **s**. Say the words aloud. Then, connect each word to its picture.

Example

sky __un __and __ea

__unglasses __andcastle

__hovel

Copyright © 2017 Gunaratnam Academy™
No material may be reproduced without written permission.

What sounds do the animals make?

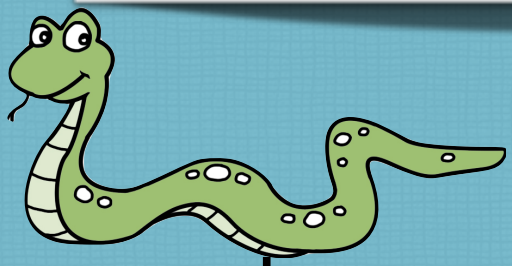

snake

hiss

Activity: Now hiss like a snake!

monkey

screech

Activity: Now screech like a monkey!

mouse

squeak

Activity: Now squeak like a mouse!

pig

squeal

Activity: Now squeal like a pig!

parrot

squawk

Activity: Now squawk like a parrot!

Name: _____ Date: _____

LESSON 14

LET'S LEARN HOW TO READ!

"t" Sound

The **t** sound begins words like **t**iger, **t**urtle and **t**rain!

Directions: The words below begin with the "t" sound. Fill in the letter s for that sound. Then say the words aloud!

Example **tent**



__rain



__ongue



__able



__iger

__ree

Copyright © 2017 Gunaratnam Academy™
No material may be reproduced without written permission.

Directions: **Color** the turtles that contain words beginning with the t sound.

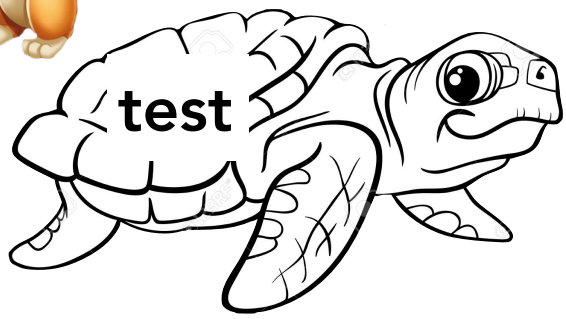

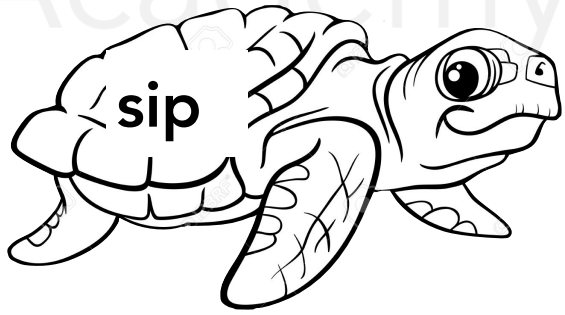





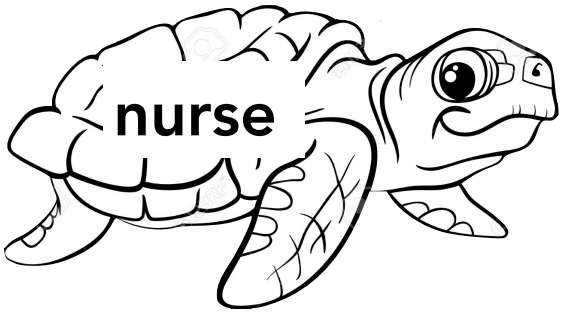

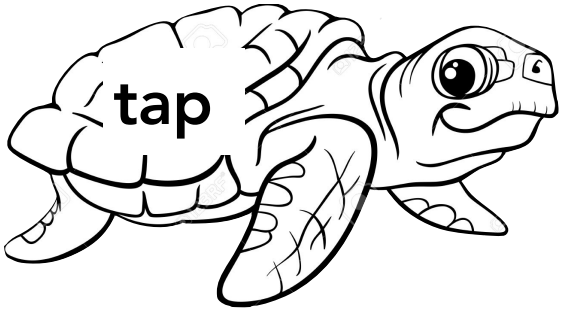

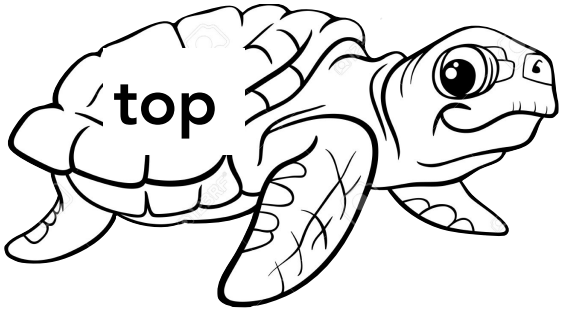

Copyright © 2017 Gunaratnam Academy™
No material may be reproduced without written permission.

Short "u" Sound

The "u" sound can start words like **u**nder, or be in the middle of words like r**u**g.

Directions: Circle the words that **begin** with the short **"u"** sound.





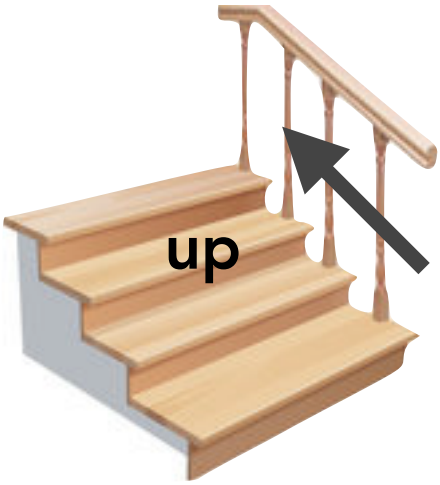

Copyright © 2017 Gunaratnam Academy™
No material may be reproduced without written permission.

Long “u” Sound

The **long "u" sound** sounds just like the letter u. Say “u.”

There are 2 ways to spell the long “u” sound:

1. **u__e** (u is in the middle of the word and e is at the end) **Example: use, cute**
2. **ue** (combination of the letters “ue” create the long “u” sound **Example: blue, tissue**

Directions: Circle the words that contain the long "u" sound.

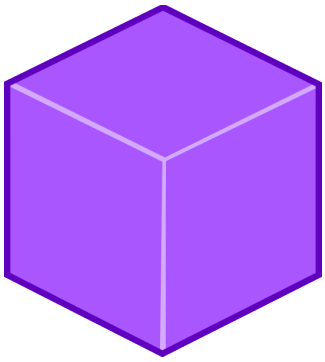

cube

flute

sun



nut



glue

Copyright © 2017 Gunaratnam Academy™
No material may be reproduced without written permission.

Directions: Add a letter from the alphabet to make a string of rhyming words.

a b c d e f g h i j k l m n o p q r s t u v w x y z

Example

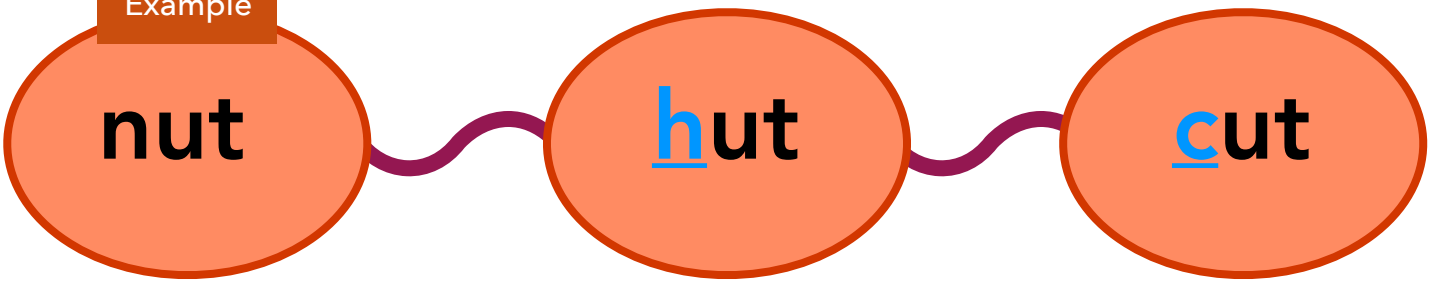

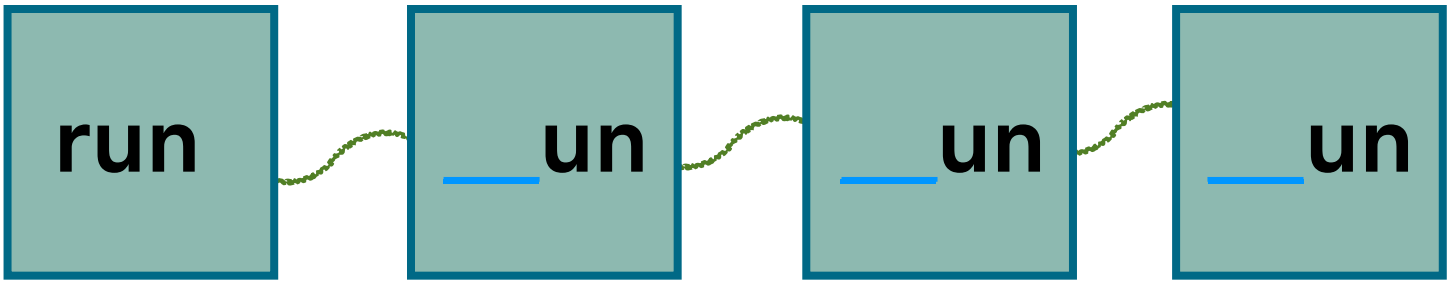

Copyright © 2017 Khan Academy™

Name: _____ Date: _____

LESSON 15

LET'S LEARN HOW TO READ!

"v" Sound

The **"v"** sound can start words like **v**an, or be in the middle of words like se**v**en.

Directions: Add the letter "**v**" to the blanks. Read the words aloud. Then connect each word to its picture.

Example **v**an

___ase

___iper

___olcano

___iolin

Copyright © 2017 Gunaratnam Academy™
No material may be reproduced without written permission.

Directions: These words have the "v" sound in the middle or the end of the word. Fill in the letter v for that sound.

se__en

o__en



glo__e



fi__e

ri__er

kni__es

do__e

di__er

ele__en

Copyright © 2017 Gunaratnam Academy™
No material may be reproduced without written permission.

"w" Sound

The **"w"** sound can start words like window or water!

Directions: Say the word aloud for each picture. Listen to the beginning sound. Then, circle the picture that begins with the "w" sound. Add the letter w to each word.

Example



window



__orm



__alrus

__itch

__indmill

Copyright © 2017 Gunaratnam Academy™
No material may be reproduced without written permission.

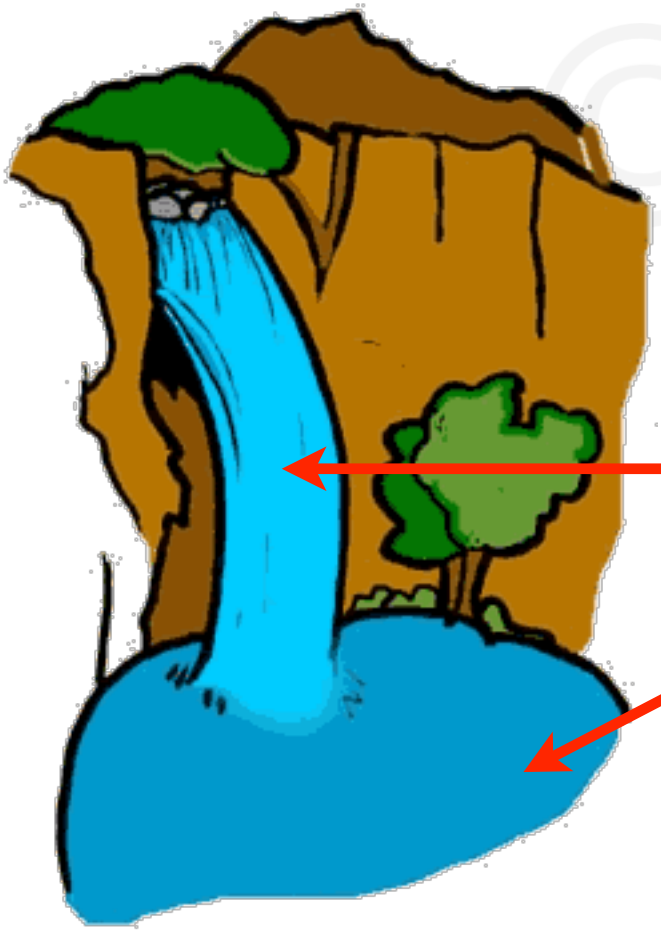

Directions: Complete the words with the letter w. Say the words and listen to the "w" sound.

__aterfall

__ater

__hale

__aves

Copyright © 2017 Gunaratnam Academy™
No material may be reproduced without written permission.

Name: _____ Date: _____

LESSON 16

LET'S LEARN HOW TO READ!

"x" Sound

Say the "**x**" sound as **ks**. Try saying the words bo**x** and fo**x**!

Directions: Add the letter "**x**" to the blanks. Read the words aloud. Then connect each word to its picture.

Example

fo**x**

o___

bo___

si___



a___

Copyright © 2017 Gunaratnam Academy™
No material may be reproduced without written permission.

"x" Sound

Directions: Find the letter "**x**" in the words. Is it at the beginning, middle or end? Circle the letter **x** in each word.

Example

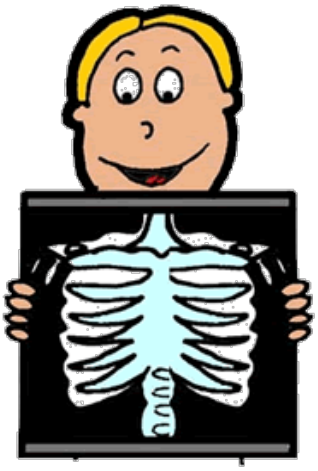

x-ray

box



oxen

fox

Copyright © 2017 Gunaratnam Academy™
No material may be reproduced without written permission.

"y" Sound

The **y** sound begins words like yak, yell and yes!

Directions: The words below begin with the **"y"** sound. Fill in the letter **y** for that sound. Then say the words aloud!

Example yak

__awn



__ak



__ell



__ard

__oga

Copyright © 2017 Gunaratnam Academy™
No material may be reproduced without written permission.

"y" Sound

Directions: Find the letter "**y**" in the words. Is it at the beginning, middle or end? Circle the letter y in each word.

Example

boy

icy

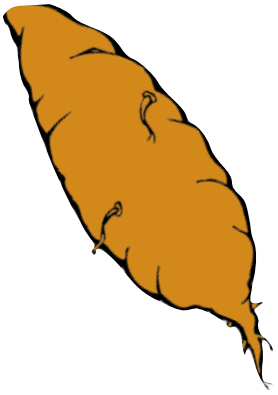

yam

sky

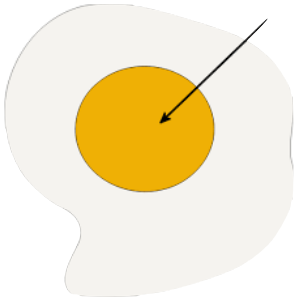

yolk



fly

Copyright © 2017 Gunaratnam Academy™
No material may be reproduced without written permission.

"z" Sound

The **z** sound begins words like **z**ebra and **z**ero!

Directions: The words below begin with the **"z"** sound. Fill in the letter **z** for that sound. Then say the words aloud!



__oo

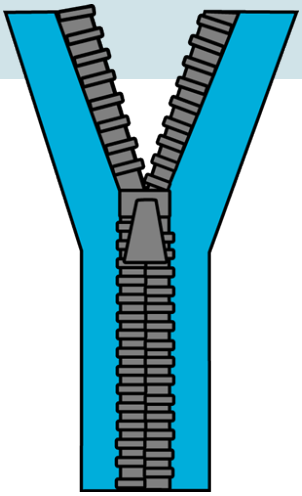

__ipper

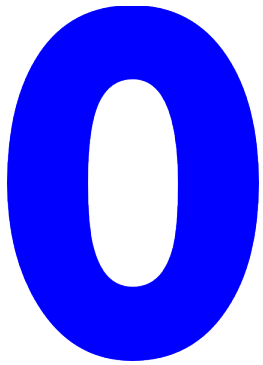

__ero



__ebra

Copyright © 2017 Gunaratnam Academy™
No material may be reproduced without written permission.

"z" Sound

Directions: Find the letter "**z**" in the words. Is it at the beginning, middle or end? Circle the letter **z** (or letters) in each word.

Example

pizza

quiz



a bee goes:

buzz



zebra

jazz

Copyright © 2017 Gunaratnam Academy™
No material may be reproduced without written permission.

Name: _____ Date: _____

LESSON 17

LET'S LEARN HOW TO READ!

"ch" Sound

Say "ch" for **ch**ewing **ch**ocolate **ch**ip cookies.

Directions: Add the letters "**ch**" to the blanks. Read the words aloud. Then connect each word to its picture.

Example

cheese



___ew

___icken

___eetah

___ur___

___ocolate

Copyright © 2017 Gunaratnam Academy™
No material may be reproduced without written permission.

Directions: Write the letters "**ch**" in the blanks to complete each word. Then read each word aloud!

__hild

__heese

__hin



__herry

__hair

__hain

Copyright © 2017 Gunaratna Academy™
No material may be reproduced without written permission.

What sounds do the animals make?

chick

cheep

Activity: Now cheep like a chick!

monkey

chatter

Activity: Now chatter like a monkey!



grasshopper

chirp

Activity: Now chirp like a grasshopper!

chimpanzee

chuckle

Activity: Now chuckle like a chimpanzee!

eagle

scree**ch**

Activity: Now screech like an eagle!

Copyright © 2017 Gunaratnam Academy™
No material may be reproduced without written permission.

Name: _____ Date: _____

LESSON 18

LET'S LEARN HOW TO READ!

"sh" Sound

The "**sh**" sound starts words like **sh**ark and **sh**in!

Directions: Read the words below. Then circle the words that **BEGIN** with the "sh" sound.

Example

ship

bush



shark

shirt

sheep



fish

Copyright © 2017 Gunaratnam Academy™
No material may be reproduced without written permission.

Directions: Read the words below. Then circle the words that **END** with the "sh" sound.

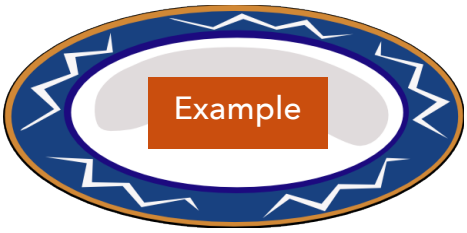

dish



shape

shoe

cash



shark



fish

wash

shirt

sheep

Copyright © 2017 Gunaratnam Academy™
No material may be reproduced without written permission.

Directions: Say these words below.

Circle the letters that make the "sh" sound.

Example

shine

shock

shrink

shiver

shake

Copyright © 2017 Gunaratnam Academy™
No material may be reproduced without written permission.

Name: _____ Date: _____

LESSON 19

LET'S LEARN HOW TO READ!

"th" Sound

Say the "**th**" sound. It begins words like **th**ree, **th**irsty and **th**under.

Directions: Read the words below. Fill in the blank with the **"th"** sound. Then connect each word to its picture.

__ __ree

__ __umb

__ __under

Copyright © 2017 Gunaratnam Academy™
No material may be reproduced without written permission.

Example

Circle the **thickest** hair.



Circle the **thinnest** book.

Circle the **thinnest** tree.



Circle the **thickest** brush.

Copyright © 2017 Gunaratnam Academy™
No material may be reproduced without written permission.

Directions: Read the words below. Then circle the words that **BEGIN** with the "th" sound.

Example



throw

thief



math



thorn

path



thermos

Copyright © 2017 Gunaratnam Academy™
No material may be reproduced without written permission.

Name: _____ Date: _____

LESSON 20

LET'S LEARN HOW TO READ!

Build the Words

Directions: Make a word using the following letter tiles. Then, say the words out loud. Write the word on the blanks.

Example j o g j o g

1. t u b _ _ _
2. y a m _ _ _
3. z i p _ _ _
4. s u n _ _ _
5. v a n _ _ _
6. n u t _ _ _
7. b u s _ _ _
8. t a p _ _ _

Copyright © 2017 Gunaratnam Academy™
No material may be reproduced without written permission.

Directions: Add a letter from the alphabet to make a string of rhyming words.

a b c d e f g h i j k l m n o p q r s t u v w x y z



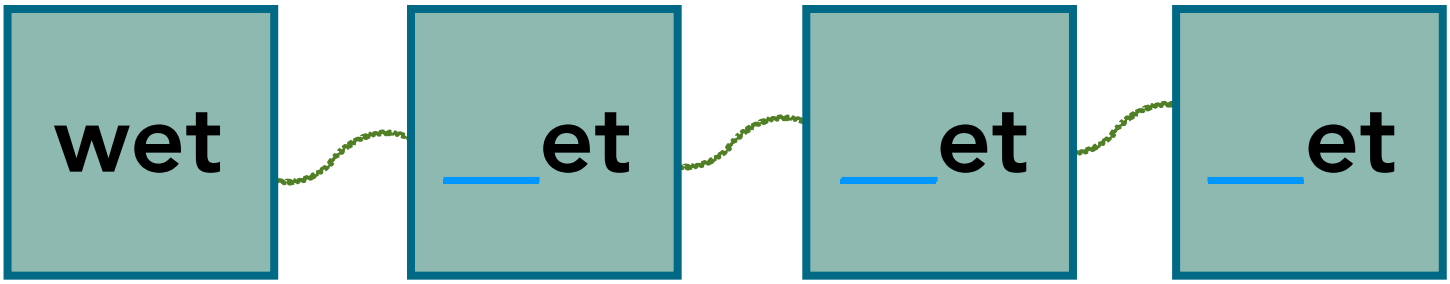

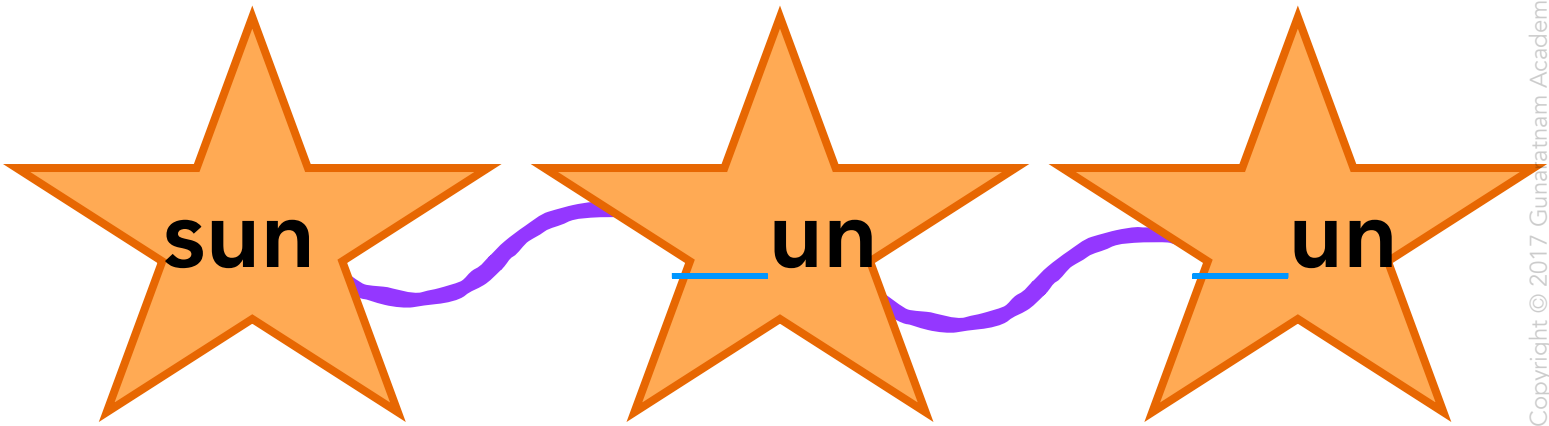

Copyright © 2017 Gunanatnam Academy™
No material may be reproduced without written permission.

WORD SEARCH

Directions: Look at the **Word List** at the bottom of the page. Find the words from the **Word List** in the word search and circle them!

X P W I N D O W

C C H E E S E S

H Z F I S H I N

I V O L C A N O

C D X G A P E Y

K U T R E E Z A

C C S H A R K M

Q K L Z E B R A

Word List

VOLCANO	SHARK	ZEBRA	TREE
CHEESE	SHAPE	FISH	FOX
WINDOW	CHICK	DUCK	YAM

Copyright © 2017 Gunaratnam Academy™
No material may be reproduced without written permission.

Name: _____ Date: _____

LESSON 21

NUMBERS

DIRECTIONS: Match each number to its name by drawing a line.

Example:

ten

two

five

one

seven

nine

eight

three

six

four

Copyright © 2017 Gunaratnam Academy™
No material may be reproduced without written permission.

Example

DIRECTIONS: Now, practice writing these numbers.

one

one one one

two

three

four

five

six

seven

eight

nine

ten

© Gunaratnam Academy

Copyright © 2017 Gunaratnam Academy™
No material may be reproduced without written permission.

DIRECTIONS: Match each number to its name by drawing a line

fifteen

thirteen

fourteen

twenty

eighteen

seventeen

eleven

twelve

sixteen

nineteen

Copyright © 2017 Gunaratnam Academy™
No material may be reproduced without written permission.

DIRECTIONS: Now, practice writing these numbers.

Example

11 eleven

eleven

16 sixteen

twelve

17 seventeen

thirteen

18 eighteen

fourteen

nineteen

fifteen

twenty

Copyright © 2017 Gunaratnam Academy™
No material may be reproduced without written permission.

Name: _____ Date: _____

LESSON 22

WHAT'S A NOUN?

LEARNING ABOUT SINGULAR AND PLURAL NOUNS

What's a noun?

A **NOUN** is a person, place or thing.

For example, this is Amy. She is a person. Amy is a noun.

Sri Lanka is a noun. It is a place.

A lamp  is also a noun. It is a thing.

Person, place or thing?

Directions: Look at the pictures below. They are all nouns. Are they people, places **or** things?

Example

Circle the answer you think is correct.

1. person
2. place
3. thing

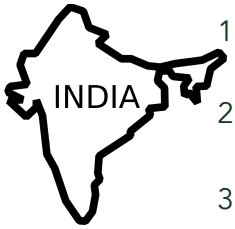

1. person
2. place
3. thing



1. person
2. place
3. thing

Copyright © 2017 Gunaratnam Academy™
No material may be reproduced without written permission.

1. person
2. place
3. thing

1. person
2. place
3. thing

1. person
2. place
3. thing

1. person
2. place
3. thing

1. person
2. place
3. thing



1. person
2. place
3. thing

1. person
2. place
3. thing



1. person
2. place
3. thing

1. person
2. place
3. thing

1. person
2. place
3. thing

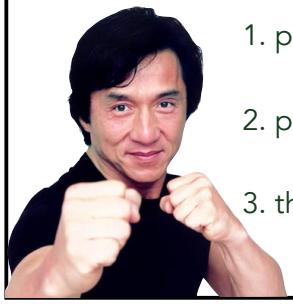

1. person
2. place
3. thing

1. person
2. place
3. thing

1. person
2. place
3. thing

1. person
2. place
3. thing

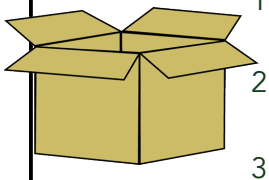

1. person
2. place
3. thing

© Gunaratnam Academy

Copyright © 2017 Gunaratnam Academy™
No material may be reproduced without written permission.

Singular and Plural

A **singular noun** names one person, place or thing.

Example A lizard crawls on top of the rock.

There is only one lizard in the sentence, so the word lizard is a **singular noun**.

Also there is only one rock in the sentence, so the word rock is a **singular noun** too.

A **plural noun** names more than one person, place or thing.

Example Two **rabbits** ran through the **trees**.

There is more than one rabbit, so the word **rabbits** is a **plural noun**.

Also there is more than one tree, so the word **trees** is a **plural noun** too.

Directions: Look at the pictures below. They are all nouns. Some are singular, some are plural.

Circle the ones that are **plural.**

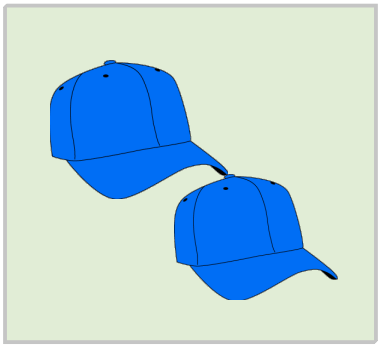







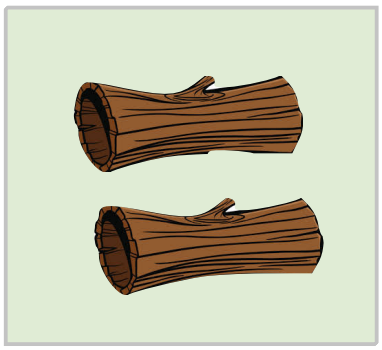

Copyright © 2017 Gunaratnam Academy™
No material may be reproduced without written permission.

Name: _____ Date: _____

LESSON 23

NOUNS AND NUMBERS

Practice writing the names of numbers

Copyright © 2017 Gunaratnam Academy™
No material may be reproduced without written permission.

Singular and plural nouns

A **singular noun** names one person, place or thing.

A **plural noun** names more than one person, place or thing.

Now to make a noun plural, you must add an **"s" or "es"** to the end of the word. These are called **regular plurals**.

Example

book → books

string hopper → string hoppers

Directions: Look at the pictures. Each of their names is written to their left.

Rewrite its plural form on the lines below the picture using what you have just learned.

Example

cat

Plural form:

cats

egg



Plural form:

horse



Plural form:

guitar

Plural form:

Copyright © 2017 Gunaratnam Academy™
No material may be reproduced without written permission.

Combining numbers and nouns

A **plural noun** names <u>more than one</u> person, place or thing.

When something is more than one, it can be two things, ten things, or one hundred things.

We learned that to make a noun plural, you have to add "s" or "es" to the end of the word.

If you want to specify HOW MANY items there are, then you simply have to write the number before the word. Then make the word plural (if there are more than one).

Example

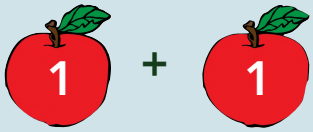

= 2 apples = <u>Two</u> apples

Directions: Look at the pictures. Count how many things are in each box.
Then, write how many items there are on the lines below.

Example

two gifts



Copyright © 2017 Gunaratnam Academy™
No material may be reproduced without written permission.

Name: _____ Date: _____

LESSON 24

LET'S LEARN SHAPES!

SHAPES CHART


circle


triangle


square

rectangle

star


pentagon


rhombus


oval

trapezoid

Copyright © 2017 Gunaratnam Academy™
No material may be reproduced without written permission.

Directions: Look at the shapes below. Try to label them with the correct name! If you need help, refer to the Shape Chart!







Copyright © 2017 Gunaratnam Academy™
No material may be reproduced without written permission.

Directions: Now read the words. Draw the shape in the box!

Example

trapezoid 	pentagon
circle	square

Copyright © 2017 Gunaratnam Academy™
No material may be reproduced without written permission.

Name: _____ Date: _____

LESSON 25

LET'S LEARN ABOUT ANIMALS!

ANIMALS

On the Farm



Copyright ©2017 Gunaratnam Academy™
No material may be reproduced without written permission.

Directions: Look at the animals below. Try to label them with the correct name! If you need help, refer to the page before!





Directions: Which animals' name has the long "o" sound? Circle those animals below.



Copyright © 2017 Gunaratnam Academy™
No material may be reproduced without written permission.

Directions: Look at the picture below. Read the names of the animals!

In the Jungle

toucan

giraffe

monkey

parrot

elephant

lion

hippo

rhino

Copyright © 2017 Gunaratnam Academy™
No material may be reproduced without written permission.

Directions: Read the clues. Then, connect the name of the animal to its clue!

Example

1. Which animal has a long neck?

2. Which animal has a long trunk?

3. Which animal eats bananas?

4. Which animal has a horn?

5. Which animal has stripes on its feathers?

rhino

elephant

giraffe

parrot

monkey

Copyright © 2017 Gujaratnam Academy
No material may be reproduced without written permission.

Under the Sea

Directions: Look at the pictures below. Read the names of the animals!

shark

dolphin

fish

sea turtle

sting ray

squid

sea horse

starfish

Copyright © 2017 Gunaratnam Academy™
No material may be reproduced without written permission.

Directions: Name the animal!

Example

starfish

Directions: Connect the animal to its name by drawing a line!

shark

sea turtle

sting ray

Copyright © 2017 Gunaratnam Academy™
No material may be reproduced without written permission.

Name: _____ Date: _____

LESSON 26

PARTS OF THE BODY

forehead
hair
eye
ear
nose
mouth
neck
chest
stomach
elbow
hand
arm
finger
leg
knee
ankle
foot

Copyright © 2017 Gunaratnam Academy™
No material may be reproduced without written permission.

© Gunaratnam Academy

Directions: Look at these body parts. Think of their names. Then, fill in the blank to complete the word.

e__ __

e__e

n__s__

mou__ __

h__n__

Copyright © 2017 Gunaratnam Academy™
No material may be reproduced without written permission.

The Five Senses

LET'S LEARN

Our senses work together to help us understand, learn from, and interact with our world. There are **5** senses. Can you name them?

sight

hearing

smell

taste

touch

Activity:

Look around you. Write one thing you see.
Then, close your eyes. What do you hear?
Sniff. What do you smell?
Think of your favorite food. Think of its taste.
Move your hand around the table. What do you feel?

Write the answers down below.

What do you see?

What do you hear?

What do you smell?

What is your favorite food?

What do you feel?

Copyright © 2017 Gunaratnam Academy™
No material may be reproduced without written permission.

Name: _____ Date: _____

LESSON 27

LET'S LEARN ABOUT FRUITS



banana

mango

rambutan



apple

wood apple



dragonfruit



papaya

pineapple



pomegranate

Copyright © 2017 Gunaratnam Academy™
No material may be reproduced without written permission.

LET'S LEARN ABOUT VEGETABLES



carrot

cabbage



cauliflower



beet

onion

beans



cucumber



red pepper



leek

Copyright © 2017 Gunaratnam Academy™
No material may be reproduced without written permission.

This is Farmer John!

Oh no! He has spilled all of his fruits and vegetables. Will you help him sort them? To help, color the fruits red and the vegetables green! Farmer John will be very grateful!

Farmer John









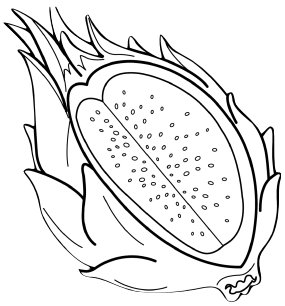



Copyright © 2017 Gunaratnam Academy™
No material may be reproduced without written permission.

Directions: Match the fruit or vegetable to its correct name!

Example









cauliflower

carrot

dragonfruit

wood apple

onion

red pepper

Copyright © 2017 Gunaratnam Academy™
No material may be reproduced without written permission.

Name: _____ Date: _____

LESSON 28

LET'S LEARN ABOUT INSECTS

What is an insect?

An **insect** is a very small animal with a hard covering over its body. Most kinds of **insects** have a body that is divided into three parts. Here are a few:

butterfly

bee



dragonfly



ant



beetle

ladybug

Copyright © 2017 Gunaratnam Academy™
No material may be reproduced without written permission.

ANT ANATOMY

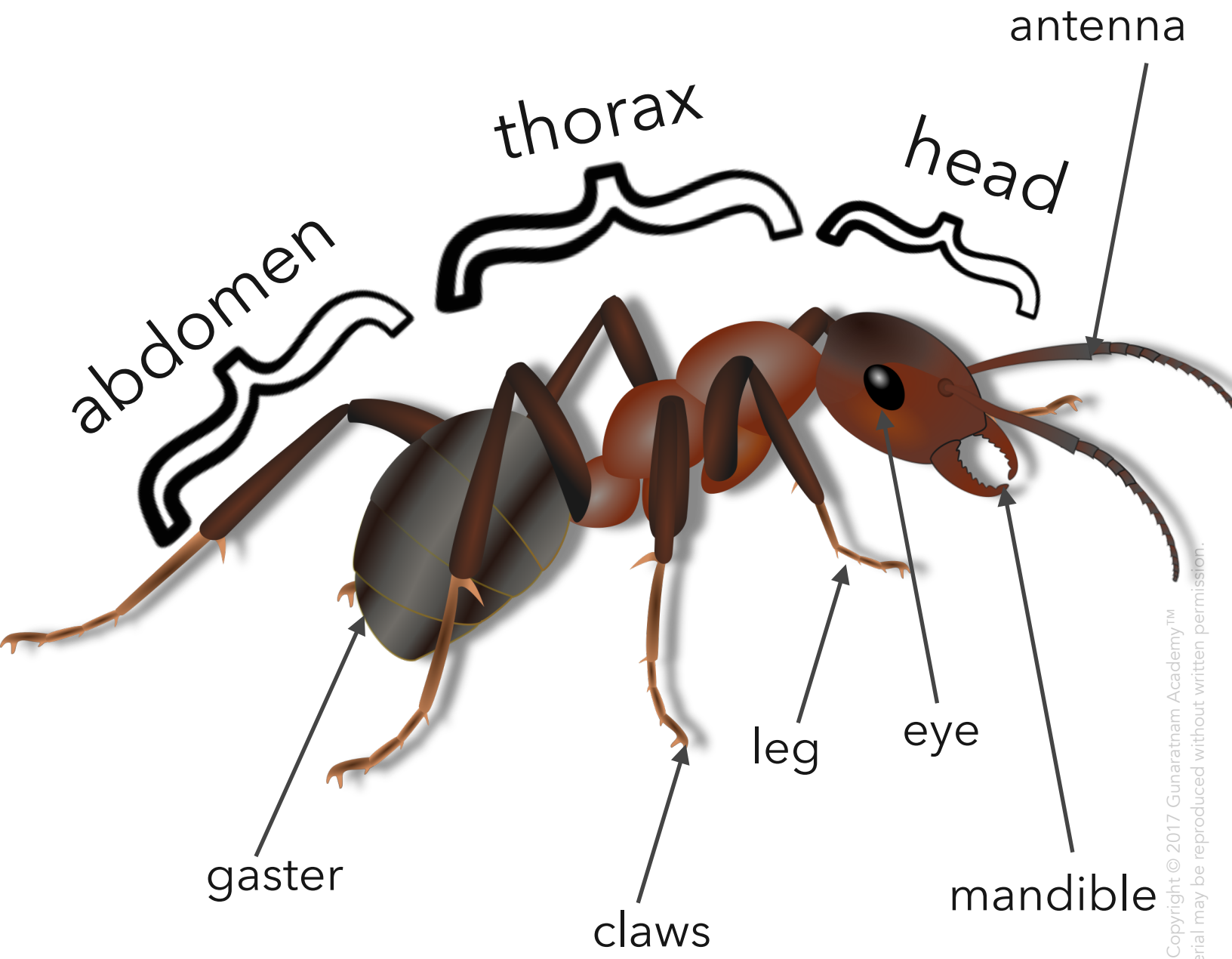

Copyright © 2017 Gunaratnam Academy™
No material may be reproduced without written permission.

Directions: Write the names of the insects below.

Try your best!

Example

butterfly







Copyright © 2017 Gunaratnam Academy™
No material may be reproduced without written permission.

The Ants Go Marching One by One

Listen to this rhyme on **gunaratnamacademy.com!**

Sing along!

The ants go marching one by one, hurrah, hurrah
The ants go marching one by one, hurrah, hurrah
The ants go marching one by one,
The little one stops to suck his thumb
And they all go marching down to the ground
To get out of the rain.

The ants go marching two by two, hurrah, hurrah
The ants go marching two by two, hurrah, hurrah
The ants go marching two by two,
The little one stops to tie his shoe
And they all go marching down to the ground
To get out of the rain.

The ants go marching three by three, hurrah, hurrah
The ants go marching three by three, hurrah, hurrah
The ants go marching three by three,
The little one stops to climb a tree
And they all go marching down to the ground
To get out of the rain.

The ants go marching four by four, hurrah, hurrah
The ants go marching four by four, hurrah, hurrah
The ants go marching four by four,
The little one stops to shut the door
And they all go marching down to the ground
To get out of the rain.

The ants go marching five by five, hurrah, hurrah
The ants go marching five by five, hurrah, hurrah
The ants go marching five by five,
The little one stops to take a dive
And they all go marching down to the ground
To get out of the rain.

The ants go marching six by six, hurrah, hurrah
The ants go marching six by six, hurrah, hurrah
The ants go marching six by six,
The little one stops to pick up sticks
And they all go marching down to the ground
To get out of the rain.

The ants go marching seven by seven, hurrah, hurrah
The ants go marching seven by seven, hurrah, hurrah
The ants go marching seven by seven,
The little one stops to pray to heaven
And they all go marching down to the ground
To get out of the rain.

The ants go marching eight by eight, hurrah, hurrah
The ants go marching eight by eight, hurrah, hurrah
The ants go marching eight by eight,
The little one stops to roller skate
And they all go marching down to the ground
To get out of the rain.

The ants go marching nine by nine, hurrah, hurrah
The ants go marching nine by nine, hurrah, hurrah
The ants go marching nine by nine,
The little one stops to check the time
And they all go marching down to the ground
To get out of the rain.

The ants go marching ten by ten, hurrah, hurrah
The ants go marching ten by ten, hurrah, hurrah
The ants go marching ten by ten,
The little one stops to shout "The End",
And they all go marching down to the ground
To get out of the rain.



Copyright © 2017 Gunaratnam Academy™
No material may be reproduced without written permission.

Name: _____ Date: _____

LESSON 29

LET'S LEARN ABOUT THE WORLD!

7 Continents

A **continent** is a large area of land that is separated from others by water and other natural features. Together, the 7 contents make up 1/3 of the earth.

1. North America
2. South America
3. Africa
4. Europe
5. Asia
6. Australia
7. Antarctica

Copyright © 2017 Gunaratnam Academy™
No material may be reproduced without written permission.

fun facts

read this aloud in the classroom!

Circle the continent that contains Sri Lanka!
Then, **write** the names of the continents!

Asia is the largest continent.

Write **Asia.**

Australia is the smallest continent.

Write **Australia.**

Africa has the most countries.

Write **Africa.**

North America has the largest number of people who speak English.

Write **North America.**

Copyright © 2017 Gunaratnam Academy™
No material may be reproduced without written permission.

5 Oceans

An **ocean** is very large area of salt water. The oceans together make up 2/3 of the earth.

Write down the names of the oceans in alphabetical order.

1. Arctic Ocean Example
2.
3.
4.
5.

Copyright © 2017 Gunaratnam Academy™
No material may be reproduced without written permission.

There are 196 Countries in the world

The continents are divided into smaller areas, called **countries.**
Sri Lanka is a **country**. Canada is a **country**. So is China!

Circle the countries below. Be careful! There are continents in there too.

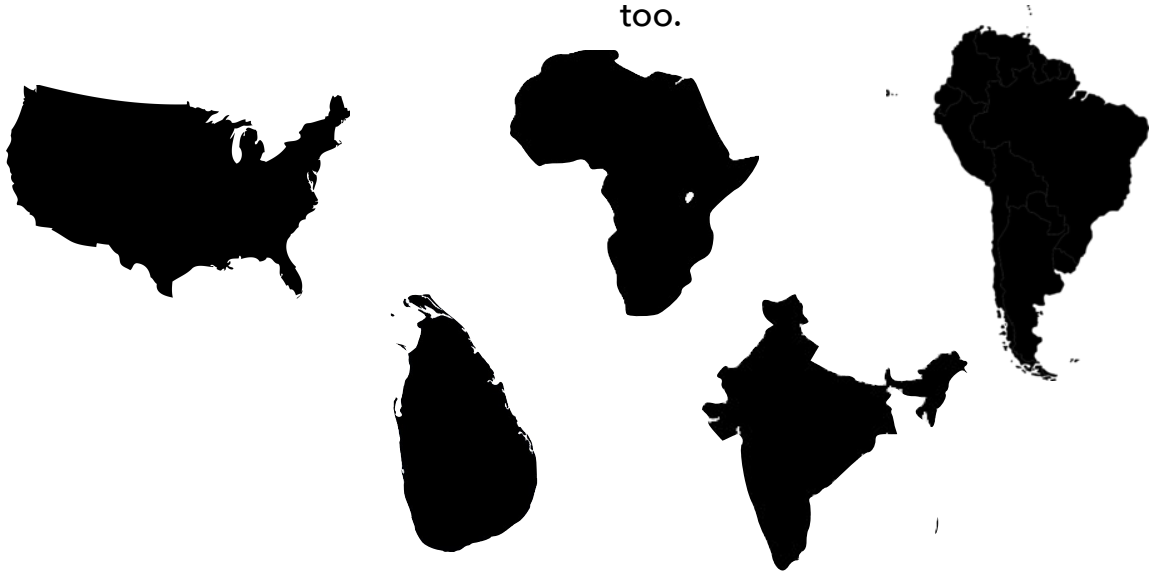

Copyright © 2017 Gunaratnam Academy™
No material may be reproduced without written permission.

Gunaratnam Academy

Sri Lanka

This is Colombo. It is the **capital** of Sri Lanka.

Write the word **capital.**

Sri Lanka is an island.

Example

Write the word **island.**

island

The ocean that borders Sri Lanka is the Indian Ocean.

Write **ocean**.

Sri Lanka has 25 districts.

Write **district.**

What district are you from?

Write it below.

Copyright © 2017 Gunaratnam Academy™ No material may be reproduced without written permission.

Name: _____ Date: _____

LESSON 30

LET'S READ A POEM!

DIRECTIONS: Try reading this poem!
Then, **circle** the words in the poem that describe **colors**.

The Moon is Yellow

The moon is yellow
The sky is blue
The grass is green
And the leaves are too
Oranges are orange
Tomatoes are red
And black is the sky
When I go to bed.

Copyright © 2017 Gunaratnam Academy™
No material may be reproduced without written permission.

© Gunaratnam Academy

DIRECTIONS: Answer the questions based on the poem "The Moon is Yellow".

1 What object is yellow in the poem?

Example

The moon is yellow!



2 What object is blue in the poem?

3 What objects are green in the poem? Draw them in the box below. Then color them green!

4 What object is orange in the poem?

Copyright © 2017 Gunaratnam Academy™
No material may be reproduced without written permission.

DIRECTIONS: Listen to this story on gunaratnamacademy.com!
Then, try reading this story!
Answer the questions that follow!

The Fox and The Crow

One day, Maya, the crow was flying over the trees. She was hungry. **She** was looking for something to **eat**. She found a piece of **cheese** under the tree. "How lucky I am." She picked up the **piece** of cheese with her **beak** and flew to the top of the **tree**. "I should eat this piece of cheese slowly. I have not eaten cheese for a long time. I love cheese."

Foxy the fox was walking near the tree. **He** too was hungry.

"I haven't eaten anything all day. I am so hungry. I hope I find something to eat." Foxy saw Maya sitting on the tree and he also saw the cheese. "I must get that piece of cheese from Maya. But Maya is very clever. I have to make Maya drop the cheese."

Foxy thought of a plan. He went to the tree when Maya was sitting. "Oh what a beautiful bird you are. I am sure you have a beautiful voice too. Why don't you sing for **me**?"

Maya was very happy when she heard these words. She forgot the cheese in her mouth. She opened her mouth to say "Caw, caw" and the cheese fell down. Foxy ate the cheese. He laughed at Maya. "You have an ugly voice. I only wanted the cheese. You are a fool."

She
eat
cheese
piece
beak
tree
He
me

DIRECTIONS: The bold words in the story have been placed in the box to the left. What vowel sound do they all share? **Circle** the right answer.

A. Short "e" sound

B. Short "a" sound

C. Long "u" sound

D. Long "e" sound

Copyright © 2017 Gunaratnam Academy™
No material may be reproduced without written permission.

Find two words in the story that begin with the letter **"b."**

Example

beak

What is the crow's name?

What did the fox want from the crow?

Draw a picture of what happens in the story below:

Copyright © 2017 Gunaratnam Academy™
No material may be reproduced without written permission.

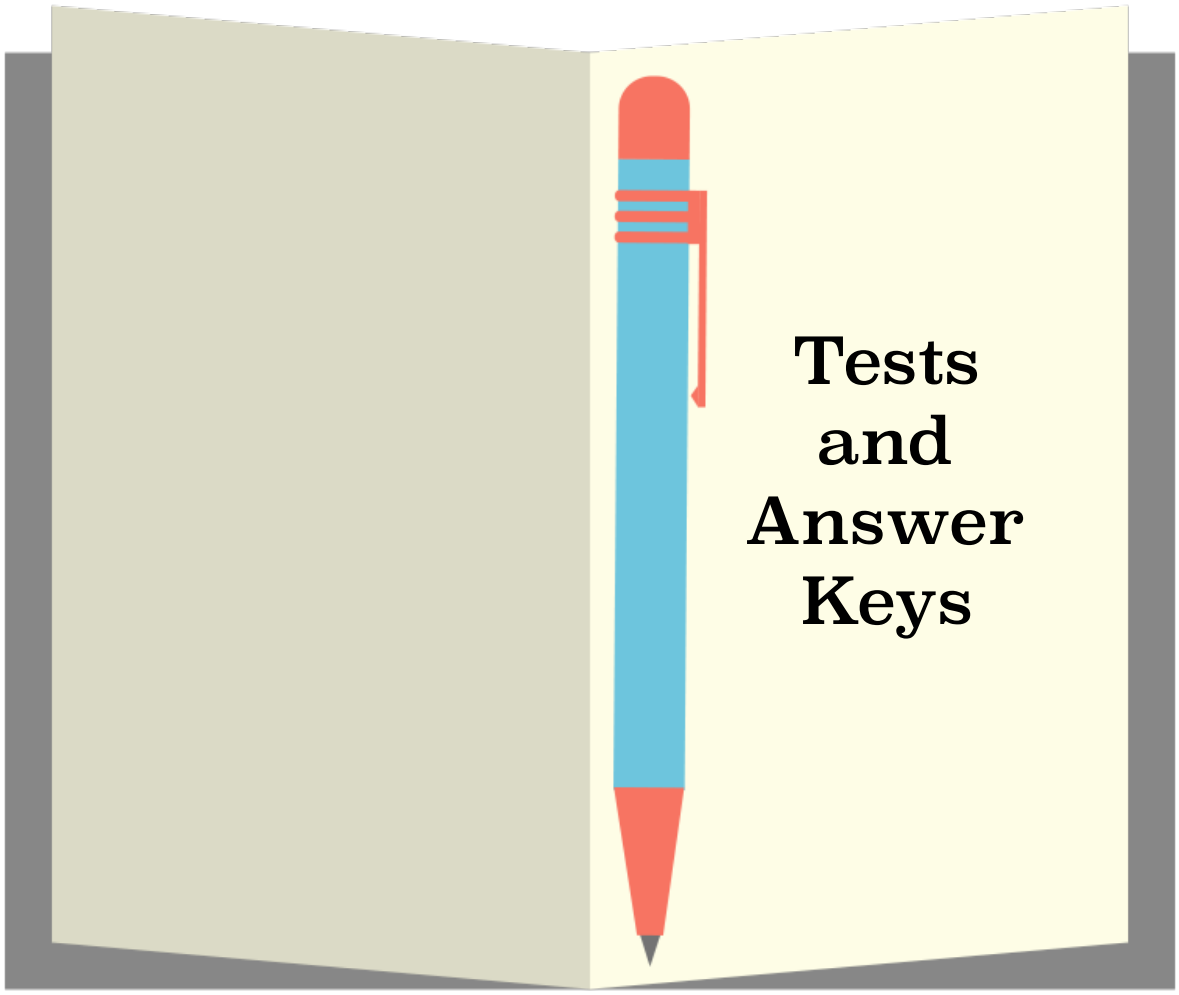
Tests
and
Answer
Keys

Test: Lessons 1-4

Primary Students

NAME .....

DATE .....

CLASS .....

TEACHER .....

© Gunaratnam

Write the alphabet!

Write the upper case letter and lower case letter next to each other.

EXAMPLE: Aa Bb.....

Fill in the blank!

Look at each letter. Then, write down a word that begins with that letter!

1. A is for .....

2. C is for .....

Copyright © 2017 Gunaratnam Academy™
No material may be reproduced without written permission.

3. H is for

4. R is for

5. V is for

What is it?

Look at each picture. What is it? Write it down on the line below.



© Gunaratnam Academy

Copyright © 2017 Gunaratnam Academy™
No material may be reproduced without written permission.

Answer Key

Test: Lessons 1-4

Primary Students

This answer key is to be used ONLY by teachers for grading purposes only.

Write the alphabet!

Aa Bb Cc Dd Ee Ff Gg Hh Ii Jj Kk Ll Mm Nn Oo Pp Qq Rr Ss Tt Uu Vv Ww Xx Yy Zz

Fill in the blank

Answers may vary.

1. a is for apple/ant/air, etc.
2. c is for cat/candy/cow, etc.
3. h is for horse/hot/hat, etc.
4. r is for rat/race/rabbit, etc.
5. v is for van/vulture/vine, etc.

What is it?

frog

cake

tree



squid

Copyright © 2017 Gunaratnam Academy™
No material may be reproduced without written permission.

Test: Lessons 6-9

Primary Students

You've learned about the letters
a b c d e f g h i j k l m n
so far.

Fill in the blanks!

Directions: Look at the picture. What is it? Fill in the blank spaces with the correct letter to name the picture.

___ inosaur



___ l___phant



___ish



___en

___uitar

___og

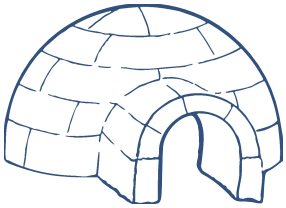

___gloo



___ellyfish



___onkey

Copyright © 2017 Gunaratnam Academy™
No material may be reproduced without written permission.

Short or Long?

Directions: Look at the words below, along with their pictures. Does it have a **short e**, **long e**, **short i**, or **long i** sound? Write your answer on the dotted line. Make sure to sound out each word!

f**ie**ld

b**i**cycle



j**e**t

l**i**ps



m**i**ce

Copyright © 2017 Gunaratnam Academy™
No material may be reproduced without written permission.

Circle the word

Directions: Circle the word that follows the rules.

For example, if Rule 1 says: Circle the letter that starts with 'm' and has a long 'e' sound, you can circle the word "mean."

Rule 1: Circle the word that starts with **d** and has a **short i** sound.

dirt dog dice

Rule 2: Circle the word that starts with **f** and has a **short e** sound.

feet fence four

Rule 3: Circle the word that starts with **i** and has a **long i sound.**

in igloo ice

Rule 4: Circle the word that starts with **m** and has a **long e sound.**

mean men miss

Rule 5: Circle the word that ends with **g** and has a **short e** sound.

leg log fog

Copyright © 2017 Gunaratnam Academy™
No material may be reproduced without written permission.

Answer Key

Test: Lessons 6-9

Primary Students

This answer key is to be used ONLY by teachers for grading purposes only.

Fill in the blanks!

dinosaur	elephant	fish
hen	guitar	dog
igloo	jellyfish	monkey

Short or Long?

long e

long i

short e

short i

long i

Circle the word

Rule 1: dirt

Rule 2: fence

Rule 3: ice

Rule 4: mean

Rule 5: leg

Copyright © 2017 Gunaratnam Academy™
No material may be reproduced without written permission.

Test: Lessons 10-13

Primary Students

You've learned about the letters

o p q r s

Write!

Directions: Look at the picture. What is it? Write its name under the picture.

1. 

2.

3.

4.

5. 

Copyright © 2017 Gunaratnam Academy™
No material may be reproduced without written permission.

Short or Long?

Directions: Look at the words below, along with their pictures. Does it have a **short o or long o** sound? Write your answer on the dotted line. Make sure to sound out each word!

p**o**tat**o**

s**o**ck

s**oa**p



oval

ostrich

Copyright © 2017 Gunaratnam Academy™
No material may be reproduced without written permission.

Circle the word

Directions: Circle the word that follows the rules.

Rule 1: Circle an animal that moves **quickly**.

snail tortoise cheetah

Rule 2: Circle the word that starts with **p** and has a **long e sound.**

pie potato pizza

Rule 3: Circle the **sound** that a monkey makes.

hiss screech squeak

Rule 4: Circle the word that has the **long o sound**.

toe cow shoot

Rule 5: Circle the word that starts with an **s** and means the **opposite of happy.**

glad smile sad

Copyright © 2017 Gunaratnam Academy™
No material may be reproduced without written permission.

Answer Key

Test: Lessons 10-13

Primary Students

This answer key is to be used ONLY by teachers for grading purposes only.

Write!

1. ox
2. onion
3. rabbit
4. rope
5. snake

Short or Long?

potato — long o

sock —- short o

soap — long o

oval — long o

ostrich — short o

Circle the word

Rule 1: cheetah

Rule 2: pizza

Rule 3: screech

Rule 4: toe

Rule 5: sad

Copyright © 2017 Gunaratnam Academy™
No material may be reproduced without written permission.

Test: Lessons 14-16

Primary Students

You've learned about the letters

t u v w x y z

Match!

Directions: Look at the pictures on the left. What are they? Match them to their name.



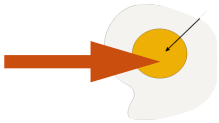

glue

zoo

tree

tiger

yolk

zebra

Copyright © 2017 Gunaratnam Academy™
No material may be reproduced without written permission.

Short or Long?

Directions: Look at the words below, along with their pictures. Does it have a **short u** or **long u** sound? Write your answer on the dotted line. Make sure to sound out each word!



n**u**t

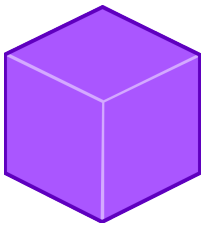

c**u**be

s**u**n

p**u**ppy

s**ou**p

Copyright © 2017 Gunaratnam Academy™
No material may be reproduced without written permission.

Circle the word

Directions: Circle the word that follows the rules.

Rule 1: Circle a word that is a type of **bird** with the letter "v" in it.

quail dove peacock

Rule 2: Circle the **sound** a bee makes.

meow buzz squeak

Rule 3: Circle a word that starts with **u** and has a **short u** sound.

flute lunch umbrella

Rule 4: Circle the word that has the **long u** sound.

blue cut hug

Rule 5: Circle the word that starts with a **y** and means "to shout."

scream yak yell

Copyright © 2017 Gunaratnam Academy™
No material may be reproduced without written permission.

Answer Key

Test: Lessons 14-16

Primary Students

This answer key is to be used ONLY by teachers for grading purposes only.

Match!

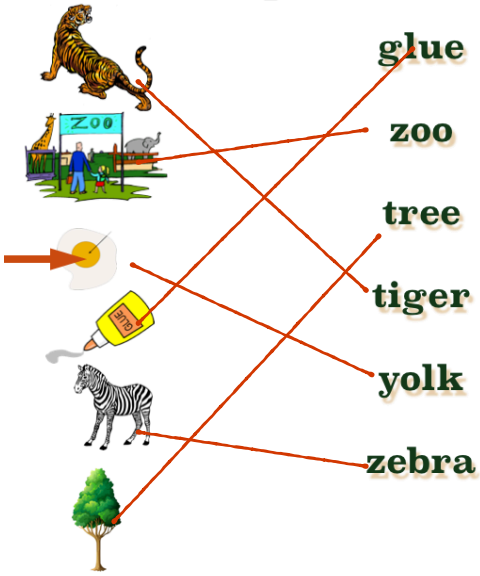

Short or Long?

nut — short u

cube — long u

sun — short u

puppy — short u

soup — long u

Circle the word

Rule 1: dove

Rule 2: buzz

Rule 3: umbrella

Rule 4: blue

Rule 5: yell

Copyright © 2017 Gunaratnam Academy™
No material may be reproduced without written permission.

Test: Lessons 17–19

Primary Students

You've learned about the sounds

ch sh th

Write!

Directions: Look at the pictures and see what sound each category starts with. Then write the name of the word under each picture.

ch



chicken

ch

ch

ch

ch

Copyright © 2017 Gunaratnam Academy™
No material may be reproduced without written permission.

sh



shark

sh

sh



sh

sh



sh

Copyright © 2017 Gunaratnam Academy™
No material may be reproduced without written permission.

th

three

th

th



th

© Gunaratnam Academy

Copyright © 2017 Gunaratnam Academy™
No material may be reproduced without written permission.

Circle the word!

Directions: Circle the word that best follows the rules.

Rule 1: Circle the word that ends in **'sh'**.

shy laugh hush

Rule 2: Circle the word that has **'th'** in the middle of the word.

teeth mathematics thorn

Rule 3: Circle the word that has both **'ch'** and a **long o** sound.

China chew chosen

Rule 4: Circle the word that has both **'ch'** and the **short u** sound.

leech chips chunk

Rule 1: **Circle the word that has a 'sh' and a short o sound.**

shock shin shy

Rule 1: **Circle the word that ends in 'sh'.**

shy laugh hush

Copyright © 2017 Gunaratnam Academy™
No material may be reproduced without written permission.

Answer Key

Test: Lessons 17-19

Primary Students

This answer key is to be used ONLY by teachers for grading purposes only.

Write!

ch	sh	th
chocolate	sheep	thief
cheetah	shirt	throw
chips	fish	thorn
cheese	cash	
	dish	

Circle the word

Rule 1 : hush

Rule 2: mathematics

Rule 3: chosen

Rule 4: chunk

Rule 5: shock

Rule 6: hush

Copyright © 2017 Gunaratnam Academy™
No material may be reproduced without written permission.

Test: Lessons 20-23

Primary Students

NAME .....

DATE .....

CLASS .....

TEACHER .....

© Gunaratnam

Write the names of these numbers.

6 _____

2 _____

13 _____

8 _____

15 _____

19 _____

Person, place or thing?

Directions: Look at the pictures below. They are all nouns. Are they people, places **or** things?

1. 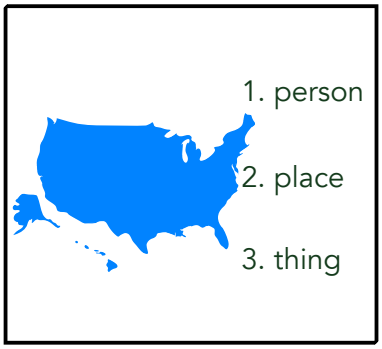

1. person
2. place
3. thing

Circle the answer you think is correct.

Copyright © 2017 Gunaratnam Academy™
No material may be reproduced without written permission.

© Gunaratnam Academy

2.

1. person
2. place
3. thing

3.

1. person
2. place
3. thing

4.

1. person
2. place
3. thing

5.

1. person
2. place
3. thing

6.



1. person
2. place
3. thing

7.

1. person
2. place
3. thing

Singular and Plural

Directions: Change these words from singular to plural.

1. horse _____

2. book _____

3. pen _____

4. chair _____

Copyright © 2017 Gunaratnam Academy™
No material may be reproduced without written permission.

Count and write!

Directions: Look at the pictures. **Count** how many things are in each box.

Then, **write** how many items there are on the line below.

1. Example



carrot

five carrots

2.

cat

3.



apple

4.



banana

5.

flag

6.

bowl

Copyright © 2017 Gunaratnam Academy™
No material may be reproduced without written permission.

Test: Lessons 20-23

Primary Students (Answer Key)

This answer key is to be used ONLY by teachers for grading purposes only.

Write the names of these numbers.

6	six	2	two
13	thirteen	8	eight
15	fifteen	19	nineteen

Person, place or thing?

1. place
2. person
3. person
4. thing
5. thing
6. thing
7. place

Singular and Plural

1. horses
2. books
3. pens
4. chairs

Count and write!

1. five carrots
2. one cat
3. two apples
4. four bananas
5. five flags
6. four bowls

Copyright © 2017 Gunaratnam Academy™
No material may be reproduced without written

Test: Lessons 24-26

Primary Students

You've learned about
shapes, animals and the body.

Color and identify!

Directions: Look at the jumble of shapes. Color each shape a different color and then write the name of each shape inside of it!

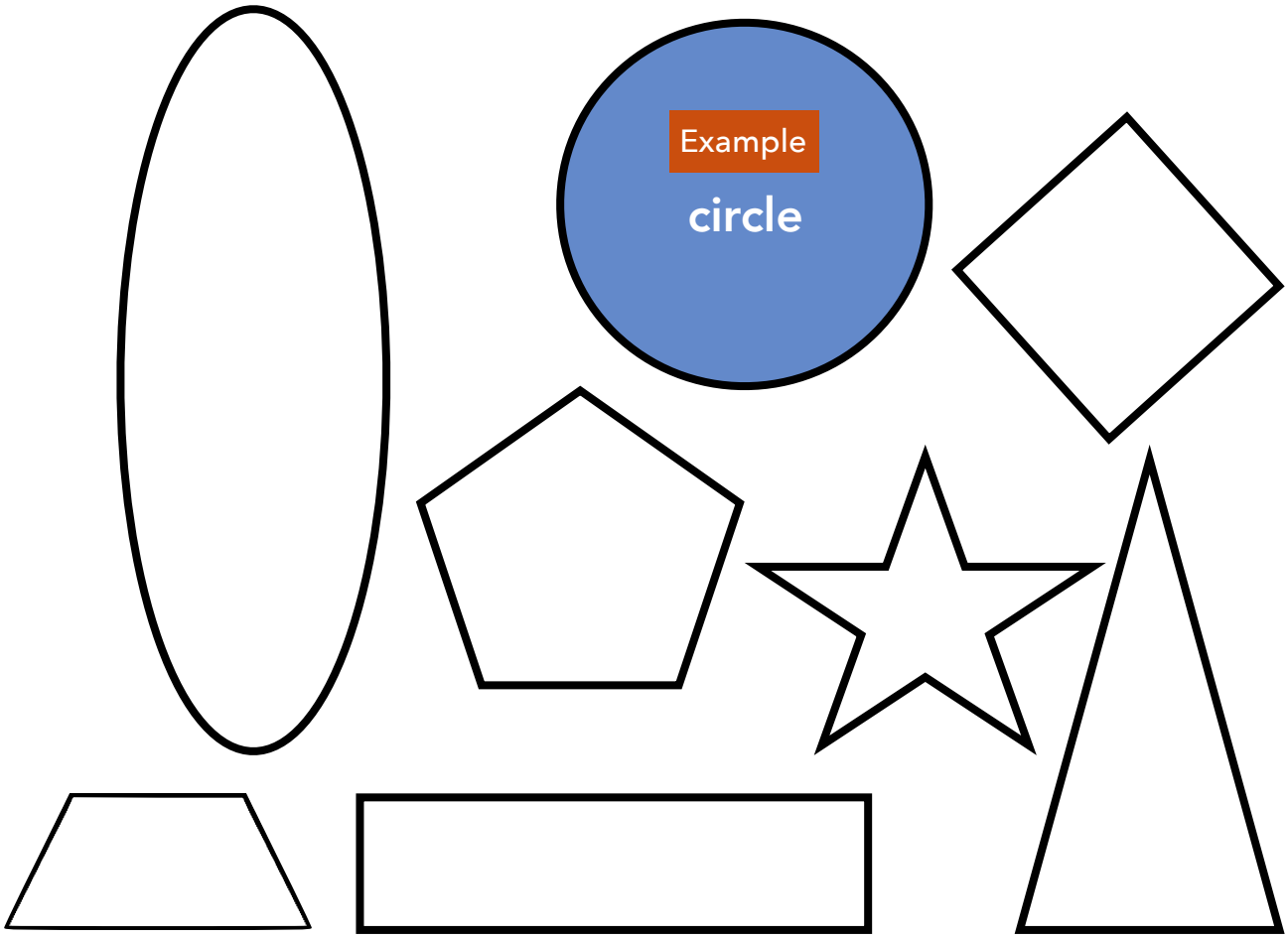

Copyright © 2017 Gunaratnam Academy™
No material may be reproduced without written permission.

Which animal....?

Directions: **Look** at each animal. Then **read** the question on the left and **circle** which animal best fits the question.

1 Which animal lives under the sea?



2 Which animal has a long neck?



3 Which animal has feathers?

4 Which animal has fur?

Copyright © 2017 Gunaratnam Academy™
No material may be reproduced without written permission.

Label the parts of the body

What are the five senses?

1

2

3

4

5

Copyright © 2017 Gunaratnam Academy™
No material may be reproduced without written permission.

Answer Key

Test: Lessons 24-26

Primary Students

This answer key is to be used ONLY by teachers for grading purposes only.

Color and identify!

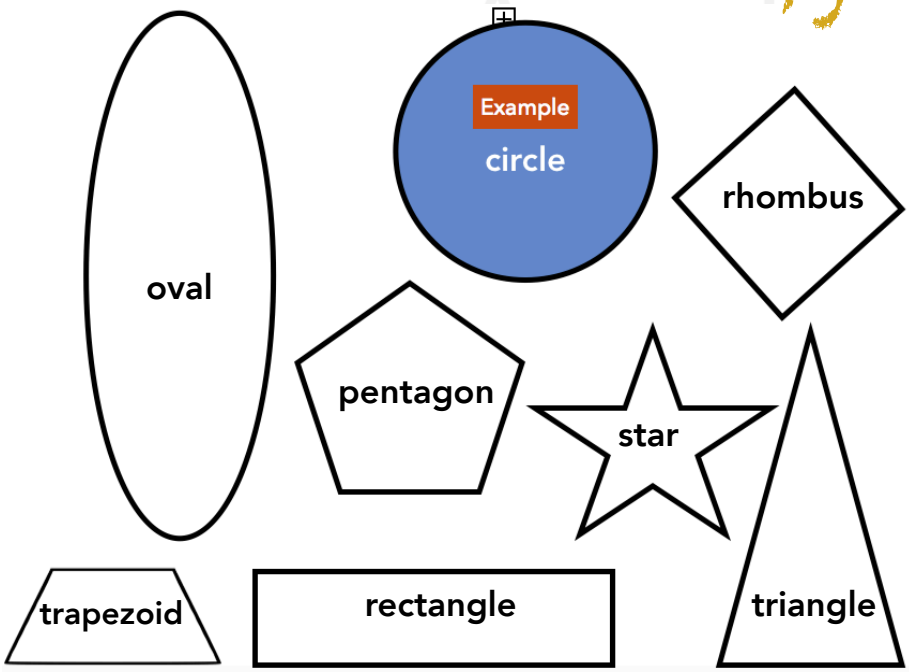

Which animal...

1. shark
2. giraffe
3. parrot
4. dog

Label the parts of the body

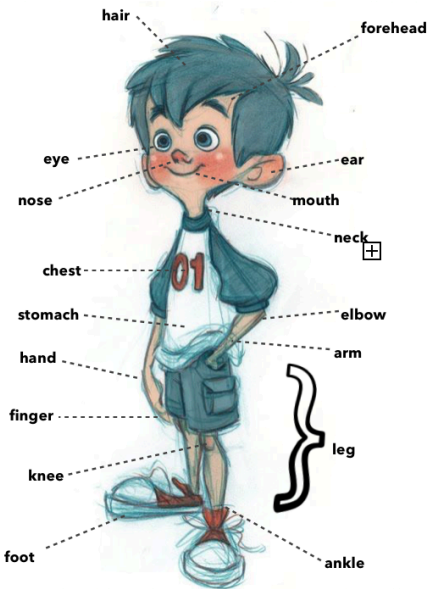

What are the five senses?

1. sight
2. smell
3. hear
4. taste
5. touch

Copyright © 2017 Gunaratnam Academy™
No material may be reproduced without written permission.

Test: Lessons 27–30

Primary Students

You've learned about

fruits, vegetables, insects, countries, and poems.

Fruits and Vegetables

Directions: Look at the fruits and vegetables! Identify them and write their names below.







Copyright © 2017 Gunaratnam Academy™
No material may be reproduced without written permission.

Ant Anatomy

Directions: Label as many parts of the ant as you can.



Match



butterfly

beetle

bee

Copyright © 2017 Gunaratnam Academy™
No material may be reproduced without written permission.

Write down all 7 continents.

1.
2.
3.
4.
5.
6.
7.

What continent is this?

Copyright © 2017 Gunaratnam Academy™
No material may be reproduced without written permission.

Write down all 5 oceans.

1.

2.

3.

4.

5.

6. How many countries are there in the world?

7. What ocean borders Sri Lanka?

8. What is the capital of Sri Lanka?

Answer Key

Test: Lessons 27-30

Primary Students

This answer key is to be used ONLY by teachers for grading purposes only.

Fruits and Vegetables

(From left to right, top to bottom):

mango
rambutan
dragonfruit
red pepper
wood apple
cabbage
carrot
onion

Ant Anatomy

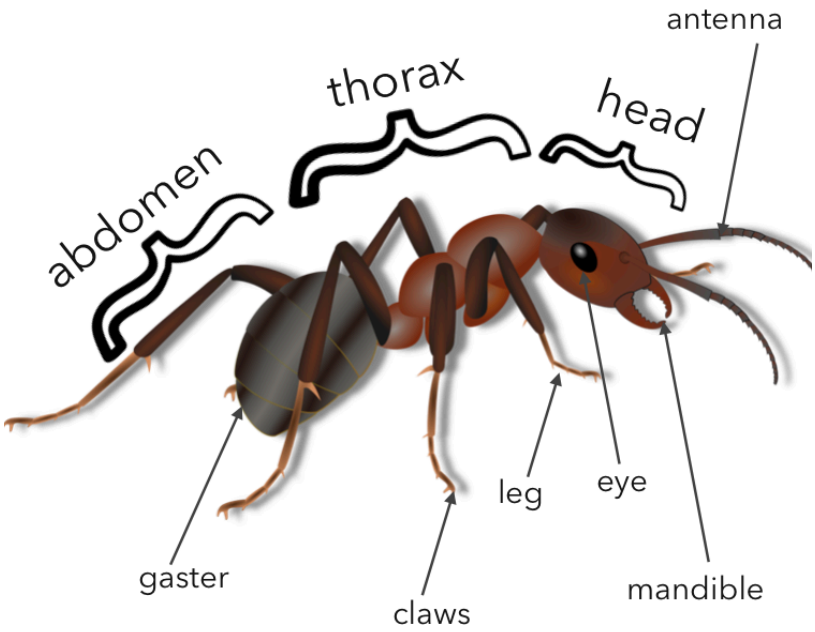

What continent is this?

(From left to right, top to bottom):

Africa, Australia, Asia

Match

butterfly

beetle

bee

Write down all 7 continents

1. North America
2. South America
3. Asia
4. Europe
5. Africa
6. Antarctica
7. Australia

Write down all 5 oceans

1. Pacific Ocean
2. Atlantic Ocean
3. Arctic Ocean
4. Indian Ocean
5. Southern Ocean

Questions:
6. 196 countries
7. Indian Ocean
8. Colombo

Copyright © 2017 Gunaratnam Academy™
No material may be reproduced without written permission.

The End